

Safety position switch with tumbler Locking force 1300 N 5 directions of approaches Solenoid-locked Magnet voltage 24 V DC Monitoring actuator 2 NC/1 NO Monitoring magnet 2 NC/1 NO LED display yellow/green Supplied without actuator. Actuator 3SE5000-0AV. please order separately



Figure similar

Product brand name	SIRIUS
Product designation	Mechanical safety switches
Design of the product	with separate actuator and with tumbler
Product type designation	3SE5
Suitability for use safety switch	Yes

General technical data	
Product function	
• positive opening	Yes
Insulation voltage	
• rated value	250 V
Degree of pollution	class 3
Surge voltage resistance rated value	4 kV
Protection class IP	IP66/IP67
Shock resistance	30g / 11 ms
• acc. to IEC 60068-2-27	30 g / 11 ms
Vibration resistance	0.35 mm / 5g
• acc. to IEC 60068-2-6	0.35 mm/5g

Mechanical service life (switching cycles)	
• typical	1 000 000
Electrical endurance (switching cycles) with contactor 3RH11, 3RT1016, 3RT1017, 3RT1024, 3RT1025, 3RT1026 typical	1 000 000
Electrical operating cycles in one hour with contactor 3RH11, 3RT1016, 3RT1017, 3RT1024, 3RT1025, 3RT1026	6 000
Thermal current	10 A
Material of the enclosure of the switch head	plastic
Continuous current of the C characteristic MCB	1 A; for a short-circuit current smaller than 400 A
Continuous current of the quick DIAZED fuse link	10 A; for a short-circuit current smaller than 400 A
Continuous current of the DIAZED fuse link gG	6 A; for a short-circuit current smaller than 400 A
Locking force	1 300 N
• acc. to DIN EN ISO 14119	1 000 N
Repeat accuracy	0.05 mm
Minimum actuating force in activation direction	30 N
Length of the sensor	185 mm
Width of the sensor	54 mm
Number of CO contacts for auxiliary contacts	2
Operating current at AC-15	
• at 24 V rated value	6 A
• at 240 V rated value	3 A
Operating current at DC-13	
• at 24 V rated value	3 A
• at 125 V rated value	0.55 A
• at 250 V rated value	0.27 A
Design of the interface for safety-related communication	without

Enclosure

Design of the housing	special design
Material of the enclosure	plastic
Design of the housing acc. to standard	No

Drive Head

Design of the operating mechanism	5 directions of approach
Design of the switching function	positive opening
Number of actuation directions	5
Circuit principle	slow-action contacts
Number of switching contacts safety-related	4

Connections/Terminals

Type of electrical connection	screw-type terminals
Type of connectable conductor cross-sections	

• solid	1x (0.5 ... 1.5 mm ²), 2x (0.5 ... 0.75 mm ²)
• finely stranded with core end processing	1x (0.5 ... 1.5 mm ²), 2x (0.5 ... 0.75 mm ²)
• at AWG conductors solid	1x (20 ... 16), 2x (20 ... 18)
• at AWG conductors stranded	1x (20 ... 16), 2x (20 ... 18)

Safety related data

B10 value	
• with high demand rate acc. to SN 31920	1 000 000
Proportion of dangerous failures	
• with high demand rate acc. to SN 31920	50 %
Cable entry type	3 x (M20 x 1.5)
Locking mechanism design	magnetic field lock (open-circuit principle)

Communication/ Protocol

Design of the interface	without
--------------------------------	---------

Ambient conditions

Ambient temperature	
• during operation	-25 ... +60 °C
• during storage	-40 ... +80 °C
Explosion protection category for dust	none

Supply voltage

Type of voltage of the supply voltage	
• of the optional LED indicator	DC
Supply voltage	
• of LED	24 V
Supply voltage of magnet coil	24 V

Installation/ mounting/ dimensions

Mounting position	any
Mounting type	screw fixing

Certificates/approvals

General Product Approval	Functional Safety/Safety of Machinery	Declaration of Conformity
--------------------------	---------------------------------------	---------------------------



[Type Examination Certificate](#)



Test Certificates	other
-------------------	-------

[Special Test Certificate](#)

[Confirmation](#)

Further information

Information- and Downloadcenter (Catalogs, Brochures,...)

<http://www.siemens.com/industrial-controls/catalogs>

Industry Mall (Online ordering system)

<https://mall.industry.siemens.com/mall/en/en/Catalog/product?mlfb=3SE5322-1SB21>

Cax online generator


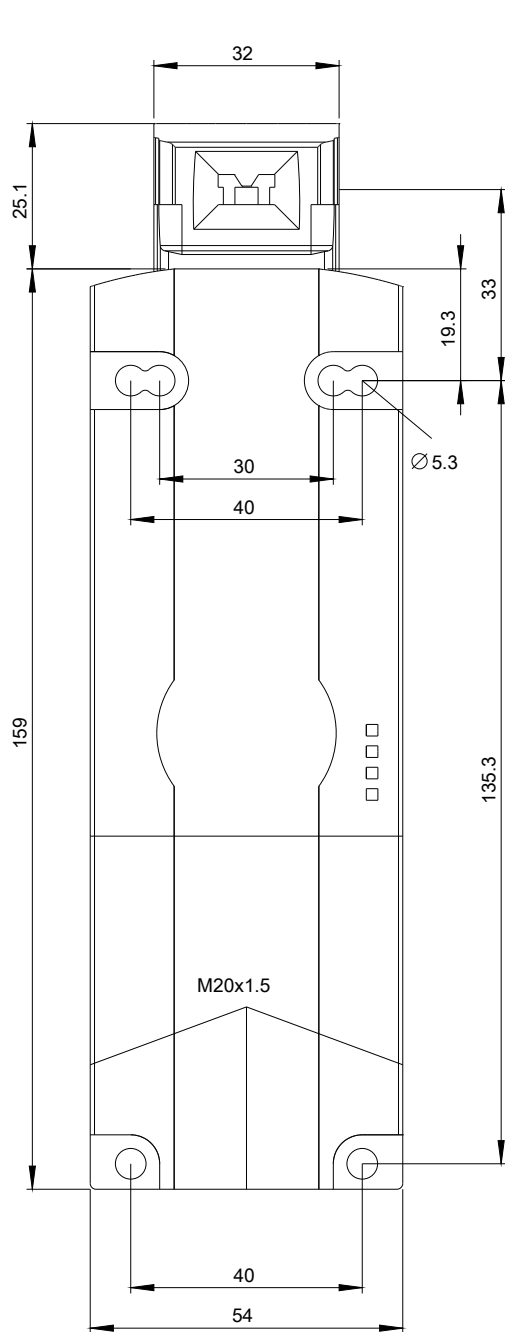
<http://support.automation.siemens.com/WW/CAXorder/default.aspx?lang=en&mlfb=3SE5322-1SB21>

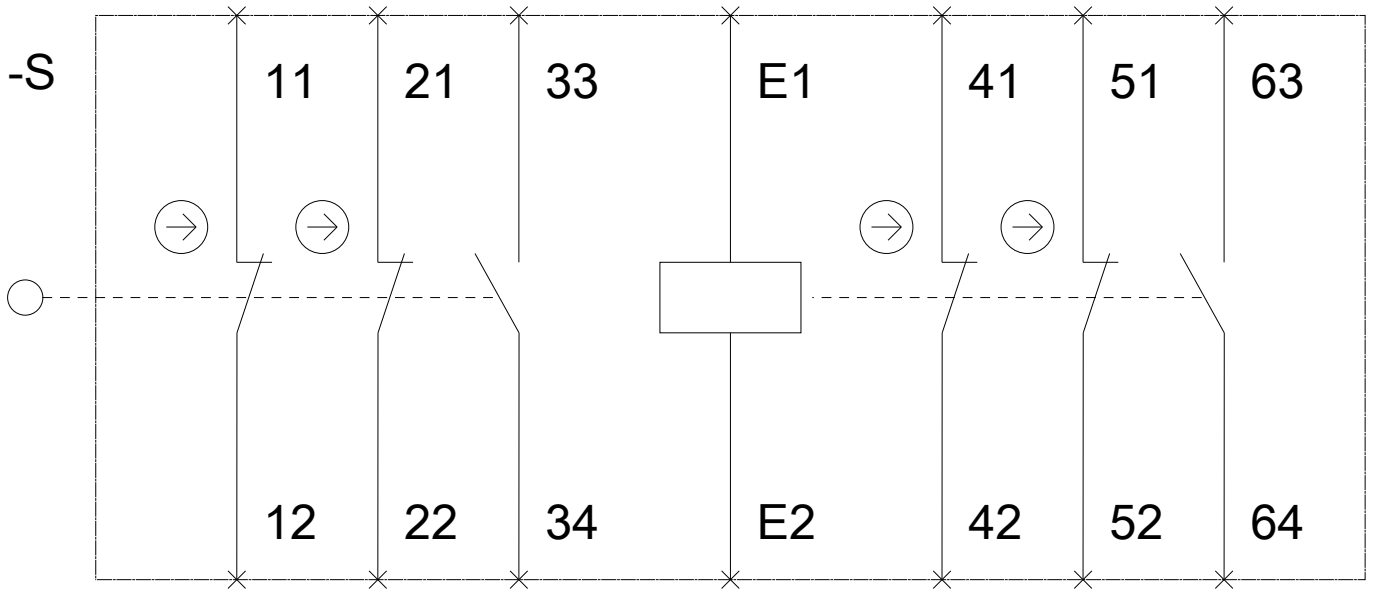
Service&Support (Manuals, Certificates, Characteristics, FAQs,...)

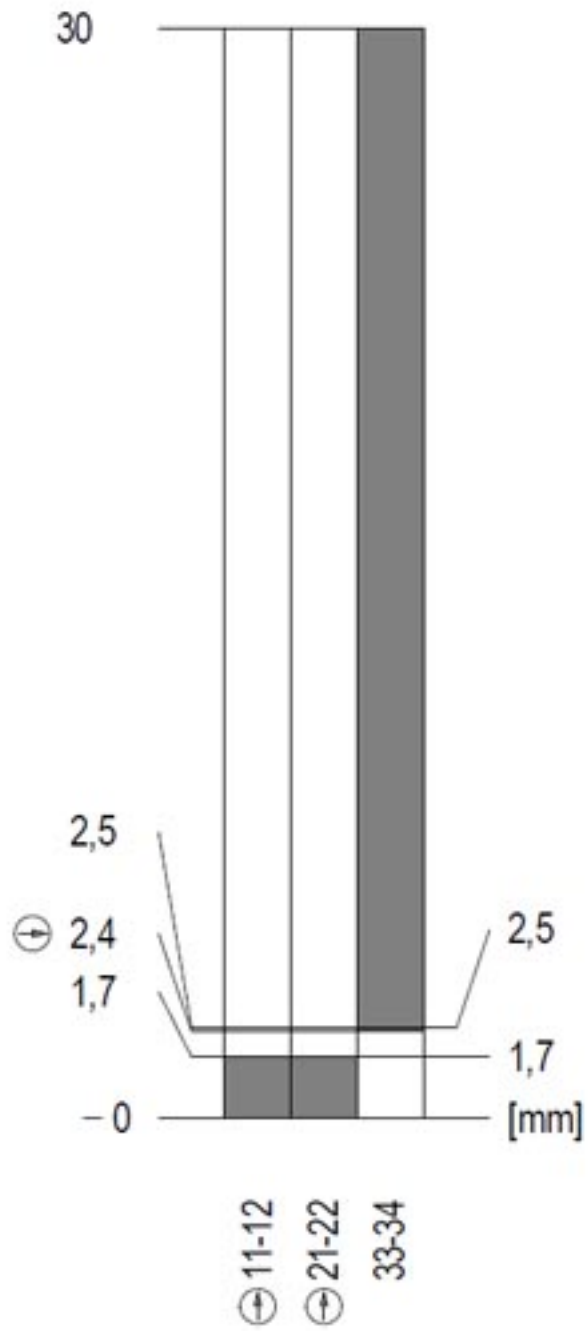
<https://support.industry.siemens.com/cs/ww/en/ps/3SE5322-1SB21>

Image database (product images, 2D dimension drawings, 3D models, device circuit diagrams, EPLAN macros, ...)

http://www.automation.siemens.com/bilddb/cax_de.aspx?mlfb=3SE5322-1SB21&lang=en







last modified:

06/28/2018