



Horizontal Mount Quick Disconnects

PRECISION STAMPED TERMINALS (TABS)



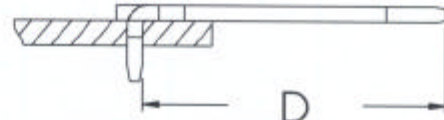
Master DWG.



Mounted in PCB



Mounted in PCB



7-23750-8-1



7-23540-8-1



7-23450-8



7-22950-8-1

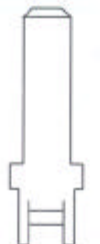


A	.249 (6.32)	.248 (6.30)	.110 (2.79)	.110 (2.79)
B	.662 (16.81)	.791 (20.09)	1.211 (30.76)	.650 (16.51)
C	.310 (7.87)	.248 (6.30)	.200 (5.08)	.150 (3.81)
D	.618 (15.70)	.660 (16.76)	.980 (24.89)	.603 (15.32)
Thickness	.031 (.79)	.031 (.79)	.031 (.79)	.031 (.79)
PCB Slot	.252 (6.4) X .033 (.83)			.083 (2.11) X .031 (.79)
Ref. Machine†	VIP-3, CC-118	VIP-3, CC-118	VIP-3, CC-118	VIP-3, CC-118, CC-112

Master DWG.



7-30100-8



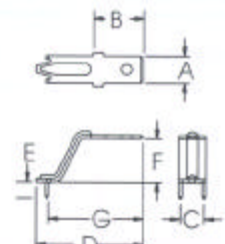
7-H1002-002AA



7-H1001-002AA



7-23740-8-1



A	.110 (2.79)	.248 (6.3)	.108 (2.75)	.249 (6.32)
B	.650 (13.97)	.866 (22.0)	.678 (17.22)	.369 (9.37)
C	.170 (4.32)	.300 (7.62)	.200 (5.08)	.218 (5.53)
D	.470 (11.94)	See Below	See Below	.989 (25.13)
Thickness	.031 (.79)	.031 (.80)	.031 (.80)	.150 (3.81)
PCB Slot	.083 (2.11) X .031 (.79)			.400 (10.16)
Ref. Machine†	VIP-3, CC-118, CC-112	VIP-3, CC-118, CC-112	VIP-3, CC-118, CC-112	VIP-3, CC-118, CC-112, SA-100

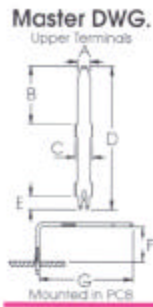
Notes: Inches (mm).

*All hole sizes listed are for reference only. Consult factory for detail specifications.

Telephone: (858) 535-0077 Facsimile: (858) 535-0130 E-Mail: connect@autosplice.com www.autosplice.com



Horizontal Mount Quick Disconnects Continued



7-23690-8-2



7-22960-8-3



7-22960-8-2

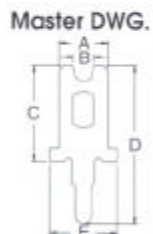


7-30090-8

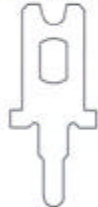


	7-23690-8-2		7-22960-8-3		7-22960-8-2		7-30090-8	
A	.135	(3.42)	.110	(2.79)	.110	(2.79)	.110	(2.79)
B	.925	(23.50)	.512	(13.00)	.512	(13.00)	.362	(9.19)
C	.174	(4.42)	.155	(3.94)	.155	(3.94)	.170	(4.32)
D	1.811	(46.00)	1.328	(33.73)	1.267	(32.18)	.975	(24.77)
E	.118	(3.00)	.118	(3.00)	.118	(3.00)	.124	(3.15)
F	.465	(11.81)	.368	(9.35)	.307	(7.80)	.200	(5.08)
G	1.10	(27.94)	.831	(21.11)	.831	(21.11)	.648	(16.46)
Thickness	.031	(.79)	.031	(.79)	.031	(.79)	.031	(.79)
PCB Slot	.031 X (.79) X	.096 (2.45)	.031 X (.79) X	.096 (2.44)	.031 X (.79) X	.096 (2.44)	.083 X (2.11) X	.031 (.79)
Ref. Machine†	VP-3, CC-118, CC-112, SA-100		VP-3, CC-118, CC-112, SA-100		VP-3, CC-118, CC-112, SA-100		VP-3, CC-118, CC-112, SA-100	

Test Points, Posts, Wire Wrap



7-21820-8



7-20690-5



7-07570-5



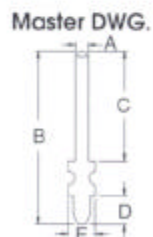
7-21270-8



7-22470-6



	7-21820-8		7-20690-5		7-07570-5		7-21270-8		7-22470-6	
A	.135	(3.43)	.110	(2.79)	.110	(2.79)	.093	(2.36)	.072	(1.83)
B	.075	(1.91)	.040	(1.02)	.047	(1.19)	.029	(0.74)	.028	(0.71)
C	.204	(5.18)	.256	(6.50)	.216	(5.49)	.156	(3.96)	.160	(4.06)
D	.335	(8.51)	.382	(9.70)	.354	(8.99)	.250	(6.35)	.280	(7.11)
E	.160	(4.06)	.150	(4.06)	.150	(3.81)	.135	(3.43)	.110	(2.79)
Thickness	.031	(.79)	.020	(.51)	.020	(.51)	.031	(.79)	.025	(0.64)
PCB Hole*	.081	(2.06)	.050	(1.27)	.046	(1.17)	.066	(1.68)	.036	(.91)
Ref. Machine†	All		All		All		All		All	



7-20620-X



7-22751-8



7-22280-6



7-22370-6



	7-20620-X		7-22751-8		7-22280-6		7-22370-6	
A	.045	(1.14)	.040	(1.02)	.028	(.71)	.025	(.64)
B	.630	(16.00)	.460	(11.68)	.587	(14.91)	.380	(9.65)
C	.480	(10.16)	.270	(6.86)	.374	(9.50)	.240	(6.10)
D	.105	(2.67)	.150	(3.81)	.123	(3.12)	.100	(2.54)
E	.100	(2.54)	.085	(2.16)	.071	(1.80)	.068	(1.73)
Thickness	.045	(1.14)	.031	(.79)	.025	(.64)	.025	(0.64)
PCB Hole*	.066	(1.68)	.045	(1.14)	.041	(1.04)	.038	(.97)
Ref. Machine†	All		All		All		All	

Notes: Inches (mm).

*All hole sizes listed are for reference only. Consult factory for detail specifications.

Telephone: (858) 535-0077 Facsimile: (858) 535-0130 E-Mail: connect@autosplice.com www.autosplice.com