

Microceptor® Antennas

Flat Planar Array Models for 2.1–2.7 GHz and 2.4–2.5 GHz

Designed to fill the need for a high performance antenna with a smaller, more attractive look, the Microceptor® meets the need for an aesthetically pleasing antenna with highly discriminative patterns. The product is small, lightweight, unobtrusive, and concentrates the radiation away from the rear side of the antenna. This antenna offers an attractive solution for fixed subscriber and base station applications, as well as a high performance alternative to Yagi style antennas. The Microceptor antenna is an excellent choice for fixed data and telephony systems where user-specific content drives cellular and sectorized system architectures. Both cosmetic covers and premise mounts are available.

Features

- **Low profile antenna**
- **Superior directivity, cross-pole and sidelobe rejection with high front-to-back ratio**
- **Slight weight with quick mount bracket**

Benefits

- **High customer acceptance**
- **Ensures customer satisfaction**
- **Minimizes installation time**



Model QD-2400




Model DL-2400

Microceptors shown on optional UM-1200 Microceptor Mount

Optional Accessories for the Microceptor® Series

Optional Microceptor® Covers

Give the antenna a whole new appearance. Hide it! Disguise it! Optional Microceptor cover available assembled or unassembled.



QC-1000 DC-1000


Optional Universal Micro-Mount® Model UM-1200

Permits installers to mount the Microceptor® DL and QD model antennas almost anywhere there is line-of-sight. It features all stainless steel and aluminum construction.



Optional Micro-Mount® Extension Tube

Model EX-1000 extension tube adds another 10" of pipe to the end for the Micro-Mount®.



Optional Right Angle Male Adapter

PN 363030.1



Specifications for Microceptor® Flat Planar Array Antennas

Electrical Specifications

<i>Antenna Model Number</i>	<i>DL-2410/2412-x</i>	<i>DL-2122/2127/2400/2402-x</i>	<i>QD-2122/2127/2400/2402-x</i>
Gain (dBi)	11 ±1 dB	13 ±1 dB	16 ±1 dB
Polarization isolation, dB	>25	>25	>30
Sidelobe suppression, dB	>17	>17	>17
-3 dB beamwidth, (° Vr:° Hz)	75:27	47:27	27:27
-10 dB beamwidth, (° Vr:° Hz)	138:48	89:46	47:47
Front/back ratio, dB	>25	>25	>30
Impedance, ohms	50	50	50
VSWR typical	1.5:1	1.5:1	1.5:1

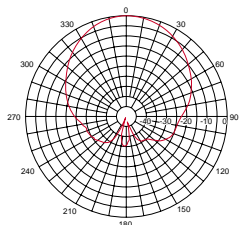
Mechanical Specifications

<i>Antenna Model Number</i>	<i>DL-2410/2412-x</i>	<i>DL-2122/2127/2400/2402-x</i>	<i>QD-2122/2127/2400/2402-x</i>
Output connector	"N" type female	"N" type female	"N" type female
Mounting, in (m)	1-2 (.025-.05) O.D. pipe	1-2 (.025-.05) O.D. pipe	1-2 (.025-.05) O.D. pipe
Vertical tilt	0-60° (optional)	0-60° (optional)	0-60° (optional)
Operational wind load	75 mph, 25 lb (11.34 kg)	75 mph, 25 lb (11.34 kg)	75 mph, 39.4 lb (17.87 kg)
Survivable wind load	140 mph, 49.4 lb (22.4 kg)	140 mph, 49.4 lb (22.4 kg)	140 mph, 77 lb (34.92 kg)
Radome	ABS	ABS	ABS
Reflector type	Planar array	Planar array	Planar array
Reflector material	Aluminum	Aluminum	Aluminum
Dimensions, in (m)	7.5 x 11 (.19 x .28)	7.5 x 11 (.19 x .28)	10.75 x 11 (.267 x .28)
Weight – Antenna, lb (kg)	1.4 (.64)	1.4 (.64)	2 (.91)
Weight – Mount, lb (kg)	1 (.45)	1 (.45)	1 (.45)

Ordering Information

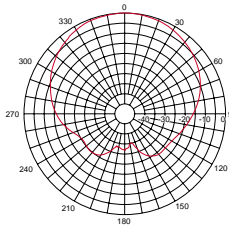
<i>Frequency band, MHz</i>	<i>Gain, dBi</i>	<i>With tilt Type No.</i>	<i>Without tilt Type No.</i>	<i>Packaging</i>
2100-2700	13	DL-2122	DL-2127	DL-xxxx-1 (1 per)
2100-2700	16	QD-2122	QD-2127	DL-xxxx-10 (10 per)
2400-2500	11	DL-2412	DL-2410	
2400-2500	13	DL-2402	DL-2400	QD-xxxx-1 (1 per)
2400-2500	16	QD-2402	QD-2400	QD-xxxx-10 (10 per)

Azimuth Patterns



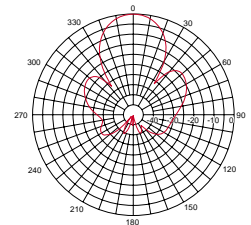
DL-2400

Gain = 13.22 dBi
 Frequency = 2.4 GHz
 10 dB BW = 94.5 Degrees
 3 dB BW = 47.2 Degrees



DL-2410

Gain = 11.24 dBi
 Frequency = 2.4 GHz
 10 dB BW = 138.2 Degrees
 3 dB BW = 76.1 Degrees



QD-2400

Gain = 15.41 dBi
 Frequency = 2.5 GHz
 10 dB BW = 47.3 Degrees
 3 dB BW = 26.4 Degrees



Andrew Corporation

10500 W. 153rd Street
 Orland Park, IL 60462 USA

From North America:
 Telephone: 1-800-255-1479
 Fax: 1-800-349-5444

International:
 Telephone: +1-708-873-2307
 Fax: +1-708-349-5444

Customer Support Center

From North America:
 Telephone: 1-800-255-1479
 Fax: 1-800-349-5444

International:
 Telephone: +1-708-873-2307
 Fax: +1-708-349-5444

Internet

www.andrew.com

On-Line Document Center

• view • e-mail • fax • print
One e-source for information
www.andrew.com

Fax-On-Demand

From North America:
 1-800-861-1700
 International:
 +1-708-873-3614

All designs, specifications and availabilities of products and services presented in this bulletin are subject to change without notice.