

8.5(H)mm, 3.0mm-travel Type SSSU Series

| Photo | Dimensions | Mounting Hole Dimensions | Actuator Configuration | Shape of Frame Leg |
 | Circuit Diagram | Packing Specifications | Soldering Conditions |

PRINT

| | | | |
|---------------------------------------|---|--------------------------|-----|
| Part number | | SSSU022400 | |
| Travel | | 3mm | |
| Actuator directions | | Vertical | |
| Actuator length | | 6mm | |
| Poles | | 2 | |
| Positions | | 2 | |
| Operating force | | Refer to the dimensions. | |
| Mounting method | | Snap-in (t1.6) | |
| Changeover timing | | Non shorting | |
| Soldering | | Manual, Dip | |
| Operating temperature range | | -40°C to +85°C | |
| Rating (max.)/(min.) (Resistive load) | | 0.1A 30V DC/10μA 1V DC | |
| Electrical performance | Contact resistance (Initial performance/After lifetime) | 25mΩ max./65mΩ max. | |
| | Insulation resistance | 100MΩ min. 500V DC | |
| | Voltage proof | 500V AC for 1 minute | |
| Mechanical performance | Terminal strength | 5N for 1 minute | |
| | Actuator strength | Operating direction | 30N |
| | | Pulling direction | 30N |
| Durability | Operating life without load | 10,000 cycles 45mΩ max. | |
| | Operating life with load (at max. rated load) | 10,000 cycles 65mΩ max. | |
| Environmental performance | Cold | -40°C 500h | |
| | Dry heat | 85°C 500h | |

Damp heat

60°C, 90 to 95%RH 500h

Minimum order unit (pcs.)

Japan

100

Export

2,000

3D CAD (STEP)



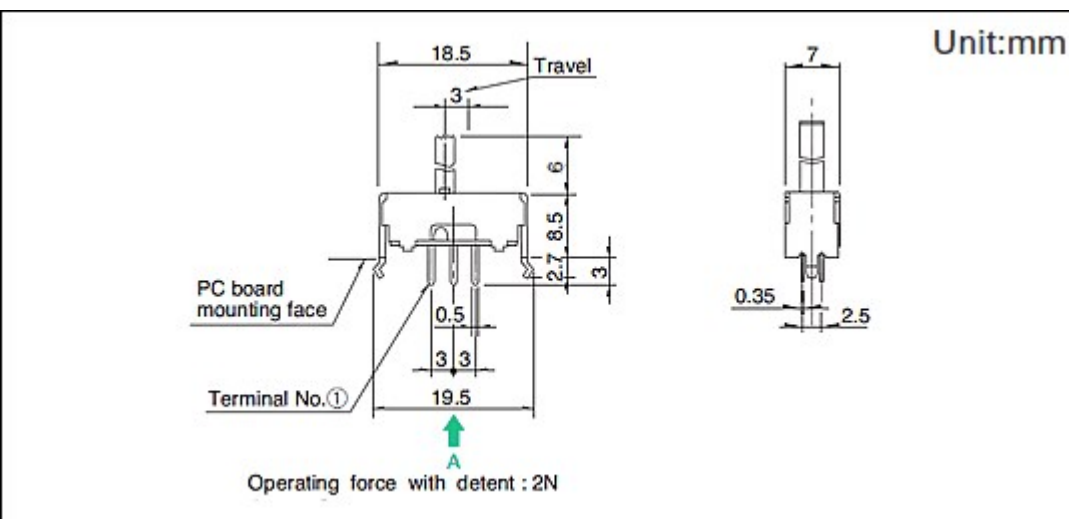
Certificate of Compliance to RoHS regulations



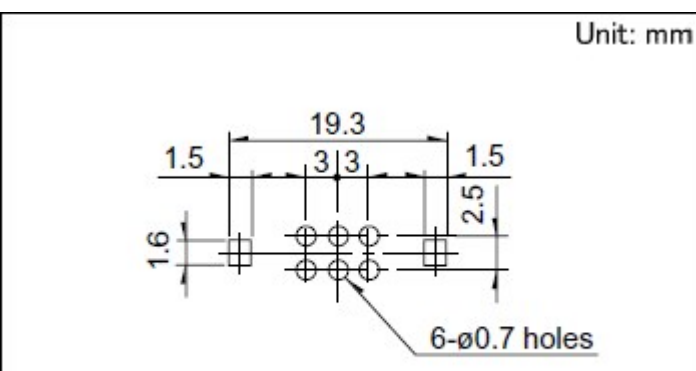
Photo



Dimensions

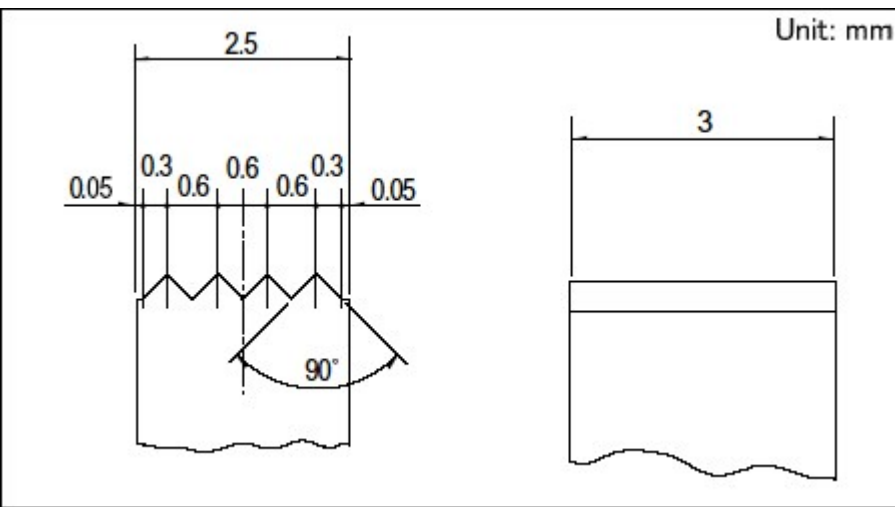


Mounting Hole Dimensions

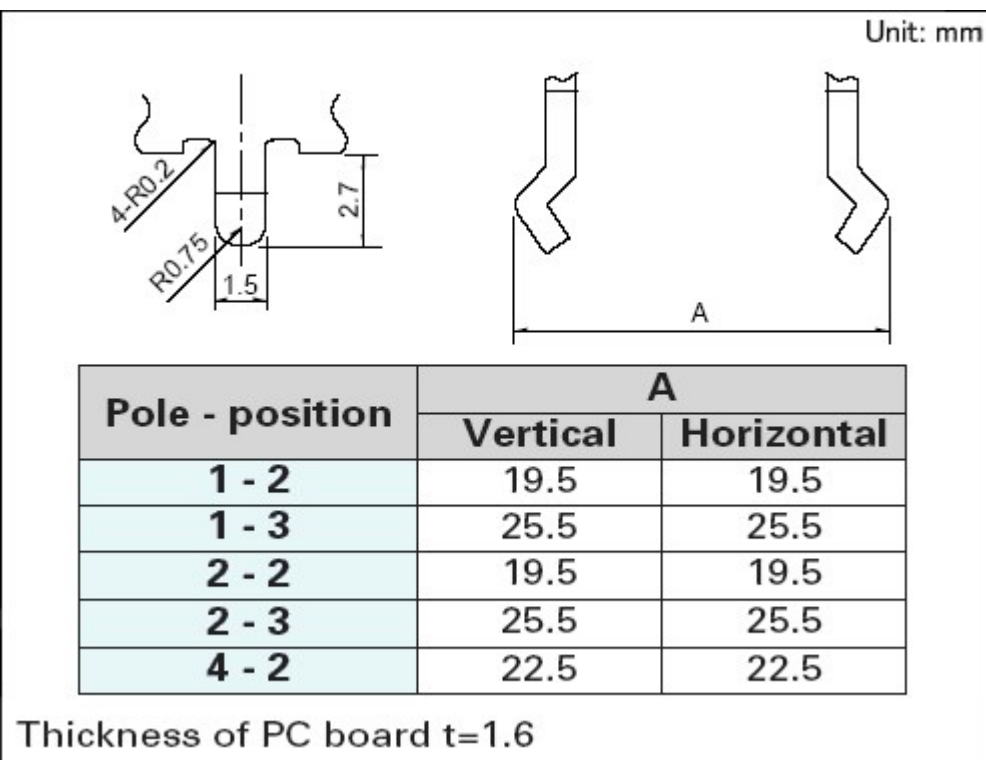


Viewed from direction A in the dimensions.

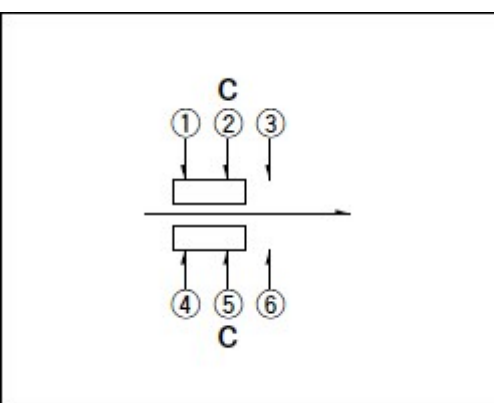
Actuator Configuration



Shape of Frame Leg



Circuit Diagram



Packing Specifications

Bulk

| | | |
|------------------------------|----------------------------|-------|
| Number of packages (pcs.) | 1 case / Japan | 400 |
| | 1 case / export packing | 2,000 |

| | |
|----------------------------------|-------------|
| Export package measurements (mm) | 400×270×290 |
|----------------------------------|-------------|

Soldering Conditions

Reference for Dip Soldering

| | | |
|-------|------------------------|------------|
| Items | Preheating temperature | 100°C max. |
| | Preheating time | 60°C max. |

| | | |
|---------------|-----------------------|---------|
| Dip soldering | Soldering temperature | 260±5°C |
| | Duration of immersion | 10±1s |

Reference for Hand Soldering

| | |
|-----------------------|----------|
| Soldering temperature | 350±10°C |
|-----------------------|----------|

| | |
|----------------|--------|
| Soldering time | 3+1/0s |
|----------------|--------|

Notes are common to this series/models.

1. This site catalog shows only outline specifications. When using the products, please obtain formal specifications for supply.
2. Please place purchase orders per minimum order unit (integer).
3. Products other than those listed in the above chart are also available. Please contact us for details.
4. Please contact us for automotive use products.

Inquiries about Products

 [Inquiry](#)