KEY PRODUCT CHARACTERISTICS			
SAFETY/COMPLIANCE	FIT/FUNCTION	TOTAL ON DRAWING	7
S/C CHECKPOINTS	F/F CHECKPOINTS	LAST NO. USED	7
NO & TYPE	DESCRIPTION	RATIONALE	PTS ZONE

SYMBOL DEFINITION		
A DIMENSION WITHOUT AN INSPECTION REPORT SYMBOL (□) DOES NOT REQUIRE INSPECTION. IT MAY BE CONTROLLED ON THE INDIVIDUAL COMPONENT DRAWING.	TOTAL NO OF INSPECTIONS REQUIRED	28
	LAST NO. USED	22

MISSING SYMBOLS
NO MISSING SYMBOL NUMBER

CHG STATUS					ZONE	REVISION HISTORY	AUTH	DR	APVD	APVD
DATE	STA	RE	PAP	CHB					1	2
05DE08	R	B7	-	-		CLEARED REV COL & REDRAWN TO PD AND ADDED TERMINAL NUMBERS	416/942	ESC	KCG	MMC
21APR9	R	B8	-	-		ADDED DIM (6.01) AND REVISED NOTE 4	467873	MMC	CVV	APR

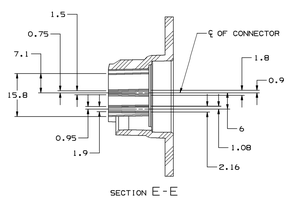

SECTION E-E

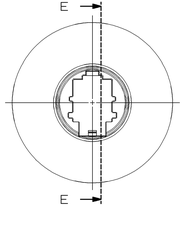

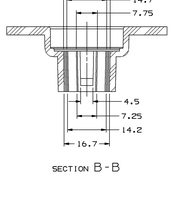

SECTION B-B

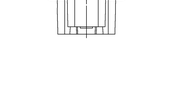

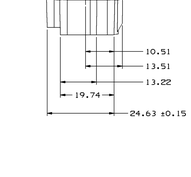

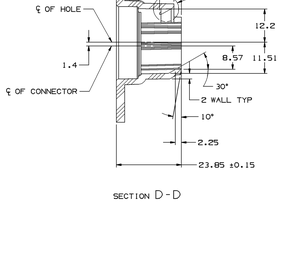

SECTION D-D

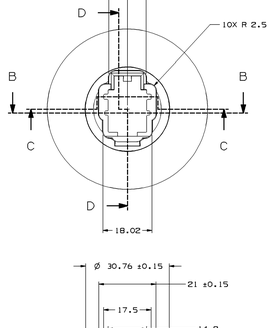

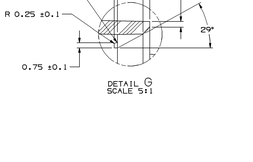

DETAIL G
SCALE 5:1

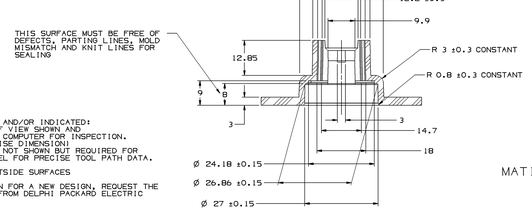

SECTION C-C

NOTES:

1. UNLESS OTHERWISE SPECIFIED AND/OR INDICATED:
   DIMENSIONS ARE TO FACE OF VIEW SHOWN AND AUTOMATICALLY ROUNDED BY COMPUTER FOR INSPECTION. (SEE MATH MODEL FOR PRECISE DIMENSIONS) FOR ALL OTHER DIMENSIONS NOT SHOWN BUT REQUIRED FOR TOOL BUILD, SEE MATH MODEL FOR PRECISE TOOL PATH DATA.
   ALL RADII ± 0.40
   DRAFT IS 0°30' ON ALL OUTSIDE SURFACES
2. WHEN USING THIS INFORMATION FOR A NEW DESIGN, REQUEST THE LATEST COPY OF THIS PRINT FROM DELPHI PACKARD ELECTRIC DIVISION
3. RECOMMENDED MATERIAL 30% GF POLYESTER.

MATING CONNECTOR INFORMATION

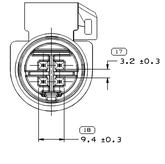

ALTERNATE CONSTRUCTION

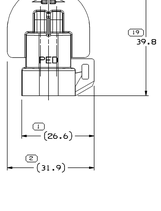

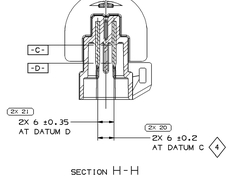

SECTION H-H

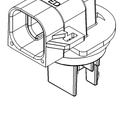

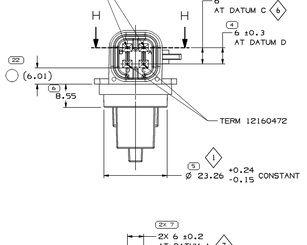

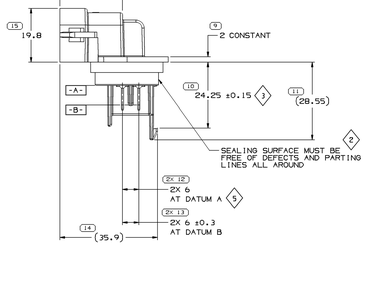

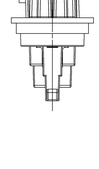

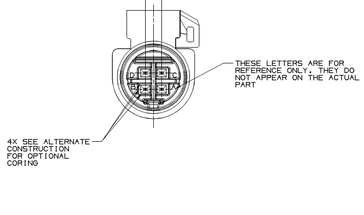

NOTES

1. UNLESS OTHERWISE SPECIFIED AND/OR INDICATED:
   DIMENSIONS ARE TO FACE OF VIEW SHOWN AND AUTOMATICALLY ROUNDED BY COMPUTER FOR INSPECTION (SEE MATH MODEL FOR PRECISE DIMENSIONS). FOR ALL OTHER DIMENSIONS NOT SHOWN BUT REQUIRED FOR TOOL BUILD, SEE MATH MODEL FOR PRECISE TOOL PATH DATA.
2. REFERENCE MATING COMPONENTS OR EQUIVALENT:
   CONNECTOR 12160477 (LOWER)
   CONNECTOR ASSEMBLY 12176897 (UPPER)
3. THIS PART ACCEPTS THE FOLLOWING COMPONENTS OR EQUIVALENT:
   CONNECTOR POSITION ASSURANCE LOCK 12077979
4. THIS PRODUCT IS NOT CATEGORIZED AS AN APPEARANCE ITEM, MINOR IMPERFECTIONS INCLUDING, BUT NOT LIMITED TO, FLOW MARKS, COLOR BLEMISHES, GATE VESTIGE, AND SOFT FLASH THAT DO NOT AFFECT THE FIT, FORM, OR FUNCTION OF THE PART ARE PERMISSIBLE PER DPNP 4.7-CS-01.
5. (2.31X10.11 DELPHI CORPORATE BRAND TO BE LOCATED ON ANY EXTERIOR SURFACE, PREFERABLY VISIBLE AT FINAL ASSEMBLY. OPTIONAL CONSTRUCTION FOR EXISTING TOOLING MAY BE "PED" OR NO LOGO.

DRAWING NUMBER							
12176895							
SIZE	SCALE	IMAGE NOT SHOWN	SHEET	OF	TYPE	PREV	SKIP
A1x3	2:1	2 OF 2	1 OF 1	R	B8	-	

DIMENSIONAL RANGE (MM)									
FROM	0	3	30	6	30	120	150	300	600
TO	3	30	6	30	120	150	300	600	
TOLERANCE UNLESS OTHERWISE SPECIFIED									
±0.15	±0.4	±0.8	±1.2	±2.0	±3.0	±4.0	±5.0	±7.0	±10.0

ANGULAR TOLERANCE ±2°

16	PROCESS SENSITIVE DIMENSION

DIMENSIONS ENCLOSED IN () INDICATE REFERENCE DIMENSIONS AND HAVE NO TOLERANCE UNLESS ON ESTABLISHED

DRAWN BY	DATE	CHECKED BY	DATE

THIRD ANGLE PROJECTION

DO NOT SCALE

SEE MATH DATA

NX

DWG TYPE	PART DRAWING
STYLE	
VOLUME (CM³) 8.1E-0	SIZE D

UNLESS OTHERWISE SPECIFIED
REMOVE FOR REQUIRED EDGE BREAKS OF SIZE 4" MAX. TRUE POSITION TOLERANCES AND RELATED DATUMS ARE APPLICABLE AT MAXIMUM MATERIAL CONDITION (MMC). ALL OTHER GEOMETRIC TOLERANCES AND RELATED DATUMS ARE APPLICABLE AT MAXIMUM MATERIAL CONDITION (MMC) WHEN DEFINED. REFERENCE DIMENSIONS MAY BE USED DEPENDING ON THE DRAWING DATUM REFERENCE.

ALL DIMENSIONS ARE IN MILLIMETERS

REFERENCE

DELPHI
DELPHI PACKARD ELECTRICAL/ELECTRONIC ARCHITECTURE
WARREN, OH

TITLE		DATE
APVD1	J. VAZQUEZ	14JUN95
APVD2	A. UGALDE	19JUN95
APVD3	P. OLBRYCH	25JUN95
APVD4		
APVD5		

SUBSTANCES OF CONCERN: NO RECYCLED CONTENT PER DELPHI (DPNP01)

MATERIAL
ACETAL COMPOUND NATURAL

DRAWING NAME
CONN 4 M/M M/P 150 COUPLING

DRAWING NUMBER							
12176895							
SIZE	SCALE	IMAGE NOT SHOWN	SHEET	OF	TYPE	PREV	SKIP
A1x3	2:1	1 OF 2	1 OF 1	R	B8	-	

12176895