

# DC BLOCKS

2.4mm, 7 kHz - 50 GHz, Inner Only

## SPECIFICATIONS:

Models: 8535E

**RoHS**  
Compliant

### Electrical:

Frequency Range \_\_\_\_\_ 7 KHz - 50 GHz

VSWR:

\*250 KHz - 18 GHz \_\_\_\_\_ 1.30:1 Max.

18 GHz - 32 GHz \_\_\_\_\_ 1.55:1 Max.

32 GHz - 50 GHz \_\_\_\_\_ 1.65:1 Max.

Impedance \_\_\_\_\_ 50 Ohms

Voltage Rating \_\_\_\_\_ 30 Volts Max.

Operating Temp Range \_\_\_\_\_ -35°C to +85°C

Typical Rise Time (90%) \_\_\_\_\_ 9 picoSeconds Max.

< -3 dB Bandwidth Typ. \_\_\_\_\_ <7 KHz - >50 GHz

Insertion Loss:

100 KHz - 12.4 GHz \_\_\_\_\_ 0.50 dB Max.

12.4 GHz - 32 GHz \_\_\_\_\_ 0.75 dB Max.

32 GHz - 50 GHz\*\* \_\_\_\_\_ 1.25 dB Max.

### Mechanical:

2.4mm Connectors \_\_\_\_\_ Gold Plated Beryllium Copper  
(Mates with 1.85mm & V\*\*\* Connectors)

Conductors \_\_\_\_\_ Gold Plated Beryllium Copper

Barrel & Coupling Nut \_\_\_\_\_ Passivated Stainless Steel

For a Gold Plated Barrel & Coupling Nut add /AU to the Model Number

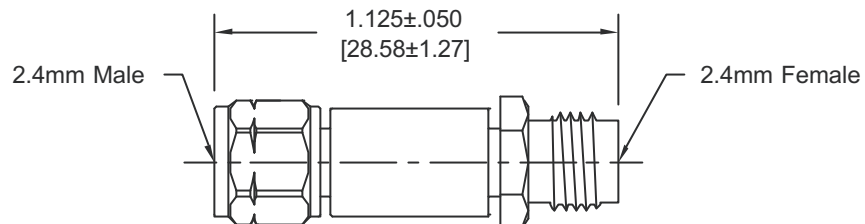
\*100 KHz - 250 KHz VSWR is Typically 1.40:1 Max.

\*\*32 GHz - 50 GHz Insertion loss is Typically 1.0 dB Max. as goal.

\*\*\*V is a trademark of Anritsu Corp.

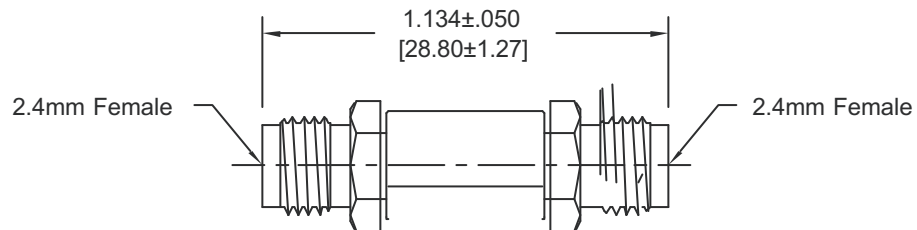
Model Number: **8535E**

2.4mm Male / Female



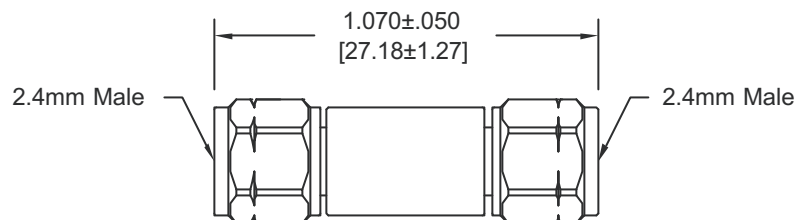
Model Number: **8535EF**

2.4mm Female / Female



Model Number: **8535EM**

2.4mm Male / Male



Note: Dimensions in Brackets are Expressed in Millimeters and are for Reference Only.

8535E: REV D



Aeroflex / Inmet, Inc. • 300 Dino Drive, Ann Arbor, MI 48103 • U.S.A.  
888-244-6638 or 734-426-5553 • FAX: 734-426-5557  
www.aeroflex.com/inmet • inmet-sales@eroflex.com

