



RJ45 CAT 5E AND CAT 6A ETHERNET COMPATIBLE MIL-DTL-38999 Series III Type Connectors



233-302 receptacle with RJ45 jack to rear PC tail termination

B



Receptacle Front View

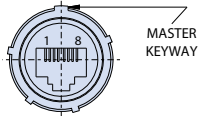


Receptacle Rear View

How to Order	
Sample Part Number	233-302 NF 00 G 17 6A N 1
Basic Number	233-302
Finish ¹	See Material and Finishes table
Connector Style ¹	See connector style table
Insert-to-Shell Grounding	- = Inline shielded RJ45 insert G = Shielded and grounded to shell ²
Shell Size	17 or 19
RJ45 Category	6A = CAT6A (CAT6A backwards compatible with all ethernet protocols)
Alternate Key Position	Per MIL-DTL-38999 A, B, C, D, E, N = Normal
RJ45 Orientation ¹	1, 2, 3, or 4

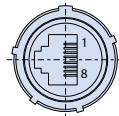
RJ45 ORIENTATION OPTIONS AND PCB LAYOUT

CODE 1

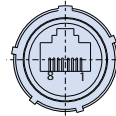


MASTER KEYWAY

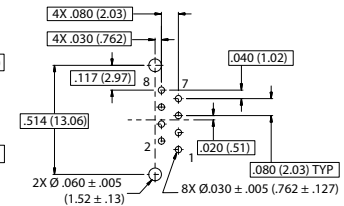
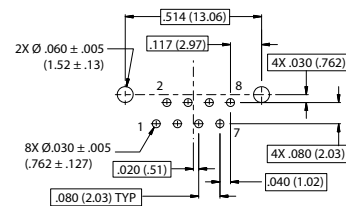
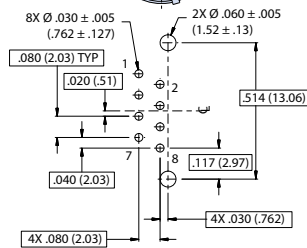
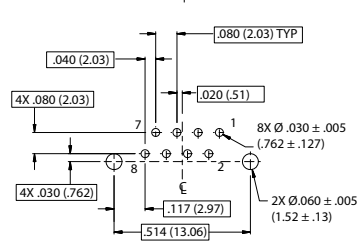
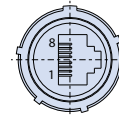
CODE 2



CODE 3



CODE 4



Materials and Finishes ¹	
NF	Cadmium olive drab
M	Electroless nickel
MT	Nickel PTFE

Connector Style ¹	
00	Wall mount receptacle with slotted holes ³
07	Rear panel mount, jam nut receptacle
DO	Wall mount receptacle with round holes
CM	Wall mount receptacle with metric clinch nuts

Shell Size	Jam Nut Dimensions							
	Dia J		K		L Flat		N	
	in	mm	in	mm	in	mm	in	mm
17	1.764	44.81	1.642	41.71	1.191	30.25	.090	2.29
	1.740	44.20	1.610	40.89	1.181	30.00	.080	2.03
19	1.949	49.50	1.827	46.41	1.316	33.43	.150	3.81
	1.925	48.90	1.795	45.59	1.306	33.17	.140	3.56

NOTES

1. See Section A for alternate key positions, panel cutout dimensions and complete finish options
2. G option is inline shielded and grounded to shell, available for receptacle only
3. Connector style 00 with slotted hole is front panel mount only
4. Meets IP67 in unmated condition, IP68 mated

Shell Size	Wall Mount Receptacle Dimensions											
	B Sq		C BSC		D BSC ⁴		E		F		Ø G Holes	
	In	mm	In	mm	In	mm	In	mm	In	mm	In	mm
17	1.323	33.60	1.062	26.97	.969	24.61	.136	3.45	.202	5.13	0.136	3.45
	1.299	32.99					.120	3.05	.186	4.72	0.120	3.05
19	1.449	36.80	1.156	29.36	1.062	26.97						
	1.425	36.20										

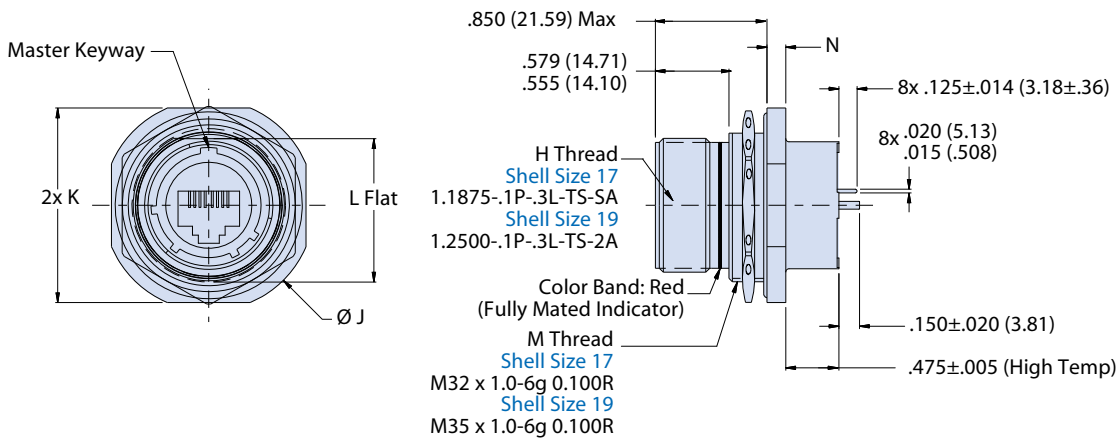


RJ45 CAT 5E AND CAT 6A ETHERNET COMPATIBLE MIL-DTL-38999 Series III Type Connectors



233-302 receptacle with RJ45 jack to rear PC tail termination

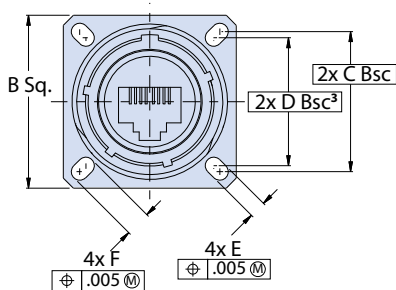
07 - REAR PANEL MOUNT, JAM NUT RECEPTACLE



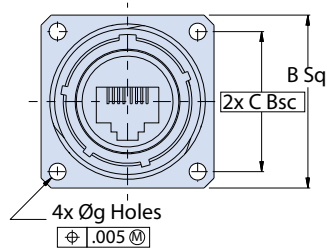
B

00, D0 AND CM - WALL MOUNT RECEPTACLES

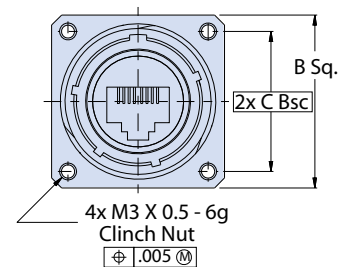
00 - Wall Mount Receptacle with Slotted Holes (Mating Face)



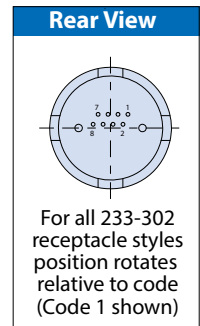
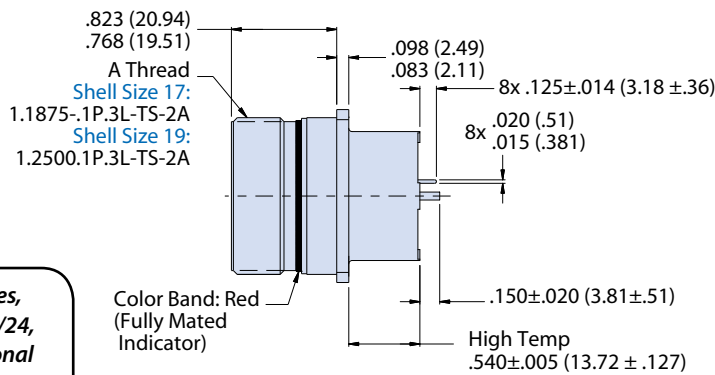
D0 - Wall Mount Receptacle With Round Holes (Mating Face)



CM - Wall Mount Receptacle With Metric Clinch Nuts (Mating Face)



00, D0 and CM - Wall Mount Receptacle



All external dimensions, features, etc. compliant with D38999/20, /24, &/26. Consult factory for additional information.