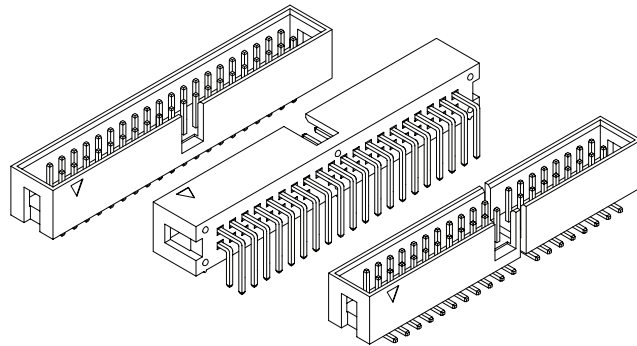




.100" [2.54 mm] Contact Centers, Shrouded (Box) Headers, Straight/Right Angle/SMT - SBH11 Series Mates with SFH11 series, SFH210 series and SFH213 series

SPECIFICATIONS

- Centered Polarizing Notch
- Operating Temperature: -40°C to +105°C
- Processing Temperature: 230°C Max. for 60 seconds, (260°C Max. for 10 seconds)
- UL Flammability Rating: 94V-0
- Contact Resistance: 20 milli Ohms Max.
- Current Rating: 3 Amps
- Dielectric Withstanding: 1000 VAC
- Insulation Resistance: 5000 Megohms Min.



PART NUMBER OPTIONS

SBH11 - P B P C - D 10 - ST - BK

SERIES

SBH11 = Box Header, .100" [2.54 mm] Contact Centers by .100" [2.54 mm] Row Spacing

INSULATOR MATERIAL

P = PBT
N or G = Nylon

CONTACT MATERIAL

B = Brass

CONTACT FINISH - RoHS Compliant

P = Gold Flash Overall

CONTACT CENTERS

C = .100" [2.54 mm]

COLOR

BK = Black

TERMINATION TYPE

ST = Straight
RA = Right Angle
SM = Surface Mount
SP = Surface Mount with Guide Posts

NUMBER OF CONTACT POSITIONS (Pins per Row)

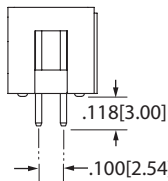
03 thru 08, 10, 12, 13, 15, 17, 20, 22, 25, 30, 32

NUMBER OF ROWS

D = Dual Row

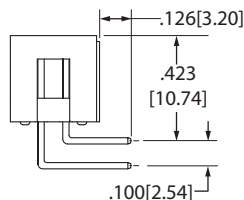
DIMENSIONS For complete drawings, go to www.sullincorp.com or e-mail techsupport@sullincorp.com

Dimensions in [] are in millimeters, all others are in inches.



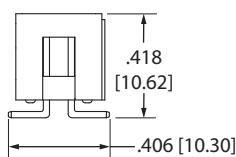
STRAIGHT (ST)

Example P/N: SBH11-PBPC-D20-ST-BK



RIGHT ANGLE (RA)

Example P/N: SBH11-PBPC-D20-RA-BK



SURFACE MOUNT (SM)

Example P/N: SBH11-NBPC-D20-SM-BK

