





### 820 - 960 MHz


**Antenna Inputs.** All antenna VSWR values are specified with 7/8" EIA connectors. Other optional inputs may result in equal or slightly higher VSWR. Contact Andrew for details.

Type Number	Diameter ft (m)	RPE Number(s)	Regulatory Compliance					Gain, dBi			Beamwidth		Cross Pol. Disc., dB	F/B Ratio dB	VSWR max. (R.L., dB)	
			U.S. FCC 101	74	78	ETSI Class	ETSI Gain	Low	Mid-Band	Top	Horizontal	Vertical				
<b>KP</b>		<b>GRIDPAK® Antennas – Unpressurized Single Polarized</b> <b>Antenna Inputs:</b> 7/8" EIA, "F" Flange Female, Type N Female, and 7-16 DIN Female														
KP4F-820	4 (1.2)	3733	-	-	-	-	-	-	17.5	18.2	18.8	17.2	15.9	28	24	1.4 (15.5)
KP6F-820	6 (2.0)	2994	B	-	-	-	-	-	21.8	22.6	23.2	10.8	9.5	30	28	1.4 (15.5)
KP8F-820	8 (2.4)	3613	A	-	-	-	-	-	23.4	24.1	24.7	9.0	8.0	34	25	1.35 (16.5)
KP10F-820	10 (3.0)	2996	A	-	-	-	-	-	25.2	25.9	26.5	8.0	6.7	30	25	1.35 (16.5)
KP13F-820	13 (4.0)	2998	A	-	-	-	-	-	27.3	28.0	28.6	5.8	4.9	36	30	1.35 (16.5)
<b>MKP</b>		<b>Mini-GRIDPAK Antennas – Unpressurized Single Polarized</b> <b>Antenna Inputs:</b> 7/8" EIA, "F" Flange Female, Type N Female, and 7-16 DIN Female														
MKP-820	6.6 x 3.3 (2 x 1)	3470	-	-	-	-	-	-	18.0	18.2	18.5	20.0	10.0	20	15	1.5 (14.0)

### 890 - 960 MHz

**Antenna Inputs.** All antenna VSWR values are specified with 7/8" EIA connectors. Other optional inputs may result in equal or slightly higher VSWR. Contact Andrew for details.

**Pressurization.** Feeds are pressurizable to 10 lb/in<sup>2</sup> (70 kPa).

Type Number	Diameter ft (m)	RPE Number(s)	Regulatory Compliance					Gain, dBi			Beamwidth		Cross Pol. Disc., dB	F/B Ratio dB	VSWR max. (R.L., dB)	
			U.S. FCC 101	74	78	ETSI Class	ETSI Gain	Low	Mid-Band	Top	Horizontal	Vertical				
<b>P</b>		<b>Standard Antennas – Unpressurized Single Polarized</b> <b>Antenna Inputs:</b> 7/8" EIA, "F" Flange Female, Type N Female, and 7-16 DIN Female														
P4F-9	4 (1.2)	2311	B	-	-	-	-	-	18.1	18.4	18.7	19.5	19.5	8	21	1.3 (17.7)
P6F-9	6 (1.8)	2302	A	-	-	-	-	-	21.5	21.9	22.2	13.0	13.0	12	24	1.3 (17.7)
P8F-9	8 (2.4)	2306	A	-	-	-	-	-	24.0	24.3	24.7	9.2	9.2	15	27	1.3 (17.7)
P10F-9	10 (3.0)	2308	A	-	-	-	-	-	26.0	26.3	26.6	7.8	7.8	15	29	1.3 (17.7)
P12F-9	12 (3.7)	2319	A	-	-	-	-	-	27.7	28.0	28.3	6.7	6.7	15	30	1.3 (17.7)
P15F-9	15 (4.6)	2321	A	-	-	-	-	-	29.6	29.9	30.2	5.3	5.3	16	32	1.3 (17.7)

