


◆ Dimensions and circuitry

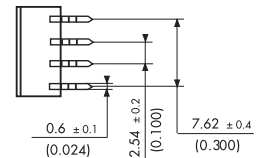
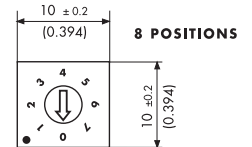
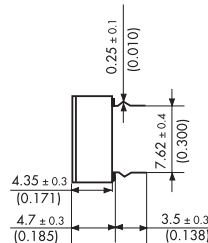
DRD - 4 x x - x F (Flat Type)




16 POSITIONS



10 POSITIONS



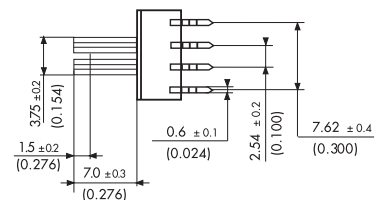
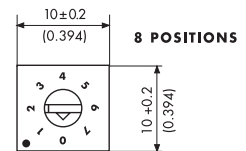
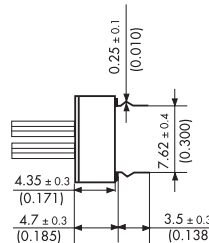
DRD - 5 x x - x F (Shaft Type)



16 POSITIONS

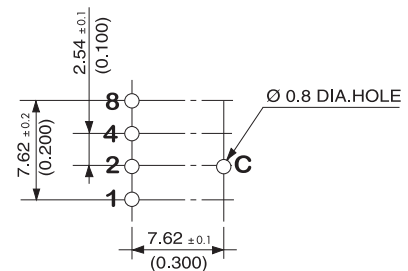


10 POSITIONS

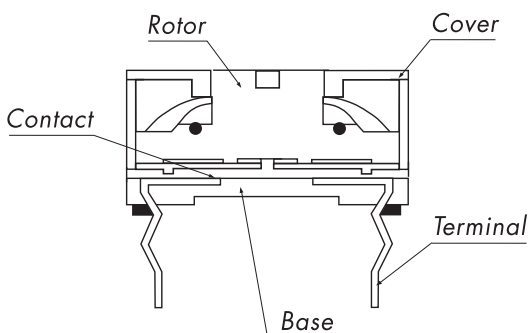


◆ P.C.B. LAYOUT (TOP VIEW)

DRD - x x x - x F



◆ Construction



◆ Specifications

See page 1

◆ Part Numbering System

DRD - 4 10 - R S Z

RoHS compliant

PCB Style

: S = 1 : 4 Type
(row spacing 7.62 mm)

Code

: R = Real
C = Complementary

No. of Positions : 08

10


16

Rotor

: 4 = Flat type (pin-out 1:4)

5 = Shaft type (pin-out 1:4)

Series



◆ Features

- Molded-in terminals and fully sealed construction.
- Standard 2.54 mm pin spacing.
- UL 94V-0 fire retardant plastics.
- Reliable contact and long-term stability.
- Binary decimal (10 positions) and hexadecimal (16 positions) real and complementary codes available.
- Pin-out compatible with most of current equivalents.
- Tin plated solder area and gold plated contact area (**tin/gold**).

◆ Specifications

1. ELECTRICAL

- 1-1 Contact Rating
 - switching : 25 mA, 24 VDC
 - non-Switching : 100 mA
- 1-2 Contact Resistance
 - initial : 50 mΩ max.
 - after life test : 100 mΩ max.
- 1-3 Insulation Resistance : 1000 MΩ min. at 100 VDC
- 1-4 Dielectric Strength : 250 VAC for 1 min.

2. MECHANICAL and ENVIRONMENTAL

- 2-1 Temperature rating
 - operating : -25°C to +70°C
 - storage : -40°C to +85°C
- 2-2 Operating force : 500 gf-cm max. (torque)
- 2-3 Mechanical life : 2000 steps per position
- 2-4 Vibration : 10 Hz – 50 Hz – 10 Hz for 6 hours
- 2-5 Solderability : 95% coverage after 230°C +/- 5 for 5 sec.
- 2-6 Soldering temperature
 - through hole wave soldering : 260°C max. for 5 seconds
 - SMT reflow soldering : 210°C for 20 seconds, 230°C peak for 3 sec.

| Pin No. | Position | | | | | | | | | | | | | | | |
|---------|----------|---|---|---|---|---|---|---|---|---|---|---|---|---|---|---|
| | 0 | 1 | 2 | 3 | 4 | 5 | 6 | 7 | 8 | 9 | A | B | C | D | E | F |
| 1 | ○ | ● | ○ | ● | ○ | ● | ○ | ● | ○ | ● | ○ | ● | ○ | ● | ○ | ● |
| 2 | ○ | ○ | ● | ● | ○ | ○ | ● | ● | ○ | ○ | ● | ● | ○ | ○ | ● | ● |
| 4 | ○ | ○ | ○ | ○ | ● | ● | ● | ● | ○ | ○ | ○ | ○ | ● | ● | ● | ● |
| 8 | ○ | ○ | ○ | ○ | ○ | ○ | ○ | ○ | ● | ● | ● | ● | ● | ● | ● | ● |

◆ Code

- Real Code
Rotor color: White.
- Complementary Code
Rotor color: Red.