SYMBOL DEFINITION		MISSING SYMBOLS
A DIMENSION WITHOUT AN INSPECTION REPORT SYMBOL (▭) DOES NOT REQUIRE INSPECTION. IT MAY BE CONTROLLED ON THE INDIVIDUAL COMPONENT DRAWING.	TOTAL NO OF INSPECTIONS REQUIRED: 23	1-20 22-24 26-28 31 33
	LAST NO. USED: 35	

DWG STATUS DATE	STG	REV	N/P	CND	ZONE	REVISION HISTORY	AUTH	DR	APVD 1	APVD 2
250C01	-	01	-	-		ALL PARTS - RELEASED	215158	JLJ	JLJ	DM
22MR02	-	02	-	-		ALL PARTS - UPDATED ASM	222845	END	END	DMM
13AU03	-	03	-	-		UPDATED PART NUMBER TABLE, REMOVED DIMS SHOWN ON ESD DETAILS	244660	LMB	LMB	DM

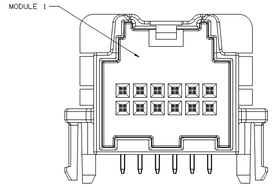

TYPE 302
SAME AS TYPE 301
EXCEPT AS SHOWN

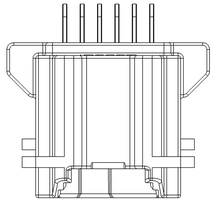

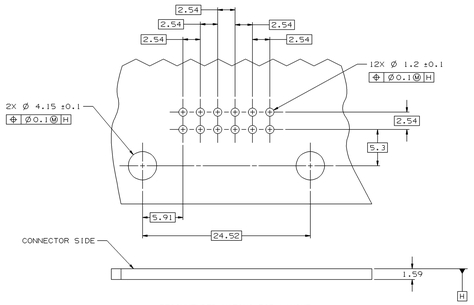

RECOMMENDED MATING PCB LAYOUT

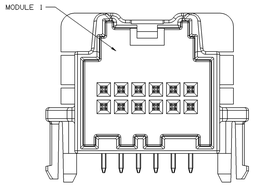

TYPE 303
SAME AS TYPE 301
EXCEPT AS SHOWN

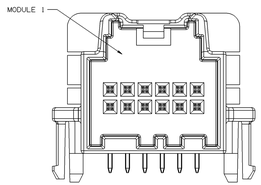

TYPE 304
SAME AS TYPE 301
EXCEPT AS SHOWN

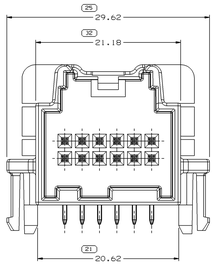

TYPE 301

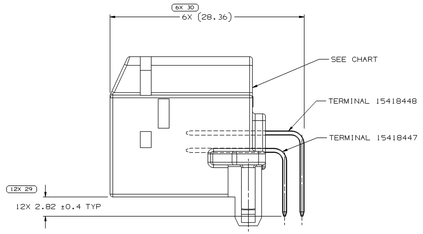

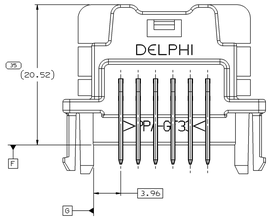

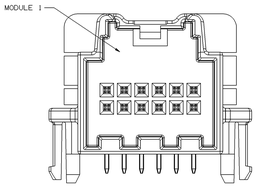

TYPE 305
SAME AS TYPE 301
EXCEPT AS SHOWN

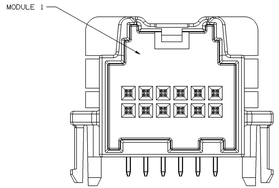

TYPE 306
SAME AS TYPE 301
EXCEPT AS SHOWN

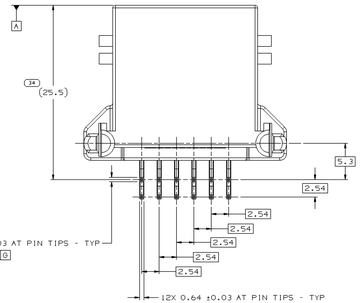

NOTES:

1. UNLESS OTHERWISE SPECIFIED AND/OR INDICATED:
   DIMENSIONS ARE TO FACE OF VIEW SHOWN AND AUTOMATICALLY ROUNDED BY COMPUTER FOR INSPECTION (SEE MATH MODEL FOR PRECISE DIMENSIONS). FOR ALL OTHER DIMENSIONS NOT SHOWN BUT REQUIRED FOR TOOL BUILD, SEE MATH MODEL FOR PRECISE TOOL PATH DATA.
2. (1) X (0.1) RAISED DELPHI CORPORATE BRAND TO BE LOCATED ON ANY EXTERIOR SURFACE; PREFERABLY VISIBLE AT FINAL ASSEMBLY. OPTIONAL CONSTRUCTION TO BE "PED" OR NO LOGO.
3. SEE PART NUMBER TABLE FOR ESD INSPECTION PRINT NUMBER.
4. MATING INTERFACE AND PRINTED CIRCUIT BOARD INTERFACE ARE VERIFIED BY APPROVED GAGES FOR FUNCTIONAL FIT PER CONTROL PLAN.

PART NO	STG	REV	N/P	STATUS	TYPE	DESCRIPTION	CONFIG	USCAR TYPE	COLOR	MODULE 1	REV	N/P	CONNECTOR
15420167	R	02	AA	-	306	12M	RIGHT ANGLE	12F	NAT	ESD30451 INDEX F	01	AB	15417935
15420166	R	02	AA	-	305	12M	RIGHT ANGLE	12E	DK BLU	ESD30451 INDEX E	01	AB	15417934
15420165	R	02	AA	-	304	12M	RIGHT ANGLE	12D	GRN	ESD30451 INDEX D	01	AB	15417933
15420164	R	02	AA	-	303	12M	RIGHT ANGLE	12C	BRN	ESD30451 INDEX C	01	AB	15417932
15420163	R	02	AA	-	302	12M	RIGHT ANGLE	12B	GRA	ESD30451 INDEX B	01	AB	15417931
15420162	R	02	AA	-	301	12M	RIGHT ANGLE	12A	BLK	ESD30451 INDEX A	01	AB	15417930

DRAWING NUMBER						
15420149						
SIZE	SCALE	FRAME NO	SHEET NO	STG	REV	N/P
A1x3	5:1	2 OF 2	3 OF 4	-	03	-

R 0.1 MAX
R 0.2 MAX
SHARP CORNER TOLERANCE

DIMENSIONAL RANGE (MM)	0-6	>6-30	>30-120	>120-400	>400-1000	>1000-2000	>2000-3000	>3000-4000
±TOL	±0.2	±0.25	±0.35	±0.5	±0.75	±1.0	±1.25	±1.5

TOLERANCE UNLESS OTHERWISE SPECIFIED
140151 ANGLE ±0.5° 4 PLACE DECIMAL ±1 ±1±2
ANGULAR TOLERANCE ±2°

PROCESS SENSITIVE DIMENSION

DIMENSIONS ENCLOSED IN ( ) INDICATE REFERENCE DIMENSIONS AND NO TOLERANCE LIMITS ARE ESTABLISHED.

THIRD ANGLE PROJECTION

DO NOT SCALE
USE MATH DATA

DWG TYPE	PART DRAWING
STYLE	
VOLUME (CM³)	SYSTEM CODE
ROUTING 6/900	

UNLESS OTHERWISE SPECIFIED

THIS DOCUMENT IS IN ACCORDANCE WITH ASME Y14.5M-1994 UNLESS OTHERWISE SPECIFIED. ALL GEOMETRIC TOLERANCES TOLERANCING ASSUMES (MD) - ALL GEOMETRIC TOLERANCES AND RELATED DATUMS APPLY AT: MALE MYIMPERIAL FORM AT MAXIMUM MATERIAL CONDITION. ALL DIMENSIONS ARE TO BE ESTABLISHED BY INSPECTION OR LOCATION TOLERANCES. ALL DIMENSIONS ARE TO BE ESTABLISHED BY SHARED DATUMS REGARDLESS OF DATUM REFERENCE.
ALL DIMENSIONS ARE IN MILLIMETERS

REFERENCE

MATERIAL

SUBSTANCES OF CONCERN AND RECYCLED CONTENT PER DELPHI-A (09A900)

APVD1 J. JABLONSKI 250C01
APVD2 J. JABLONSKI 250C01
APVD3 D. MCCLURE 310C01
APVD4
APVD5

DRAWING NAME
TAXI ASM CONN 12M MICRO64 RIGHT ANGLE

DELPHI
DELPHI PACKARD ELECTRIC SYSTEMS
WARREN, OH

DRAWING NUMBER						
15420149						
SIZE	SCALE	FRAME NO	SHEET NO	STG	REV	N/P
A1x3	5:1	1 OF 2	3 OF 4	-	03	-

T2450140