

Single relay - REL-OR/LDP- 24DC/1/MB - 2901901

Please be informed that the data shown in this PDF Document is generated from our Online Catalog. Please find the complete data in the user's documentation. Our General Terms of Use for Downloads are valid (<http://phoenixcontact.com/download>)



Plug-in octal relay with power contacts, specially designed for switching high DC loads, 1 N/O contact, detectable manual operation, status LED, blowout magnet, coil voltage: 24 V DC



Key Commercial Data

Packing unit	10 pc
GTIN	
GTIN	4046356667487

Technical data

Dimensions

Width	35 mm
Height	35 mm
Depth	58.5 mm

Ambient conditions

Ambient temperature (operation)	-40 °C ... 60 °C
Ambient temperature (storage/transport)	-40 °C ... 80 °C

Coil side

Nominal input voltage U_N	24 V DC
Input voltage range in reference to U_N	see diagram
Typical input current at U_N	55 mA
Typical response time	20 ms
Typical release time	30 ms
Protective circuit	Damping diode
Operating voltage display	Yellow LED
Coil resistance	443 Ω \pm 10 %
Power dissipation for nominal condition	1.32 W

Single relay - REL-OR/LDP- 24DC/1/MB - 2901901

Technical data

Contact side

Contact type	1 N/O contact
Type of switch contact	Single contact
Note regarding the switch contact	Series connection, 2 N/O contacts with blowout magnet
Contact material	AgNi
Maximum switching voltage	250 V AC 220 V DC
Minimum switching voltage	10 V (at 10 mA)
Min. switching current	10 mA (at 10 V)
Maximum inrush current	30 A (20 ms)
Limiting continuous current	10 A
Interrupting rating (ohmic load) max.	2500 VA (for 250 V AC)

General

Test voltage relay winding/relay contact	2.5 kV _{rms} (50 Hz, 1 min.)
Operating mode	100% operating factor
Mechanical service life	approx. 10 ⁷ cycles
Mounting position	any
Assembly instructions	On relay base PR3

Standards and Regulations

Connection in acc. with standard	CUL
Standards/regulations	IEC 61810 EN 60947
Pollution degree	3
Overvoltage category	III

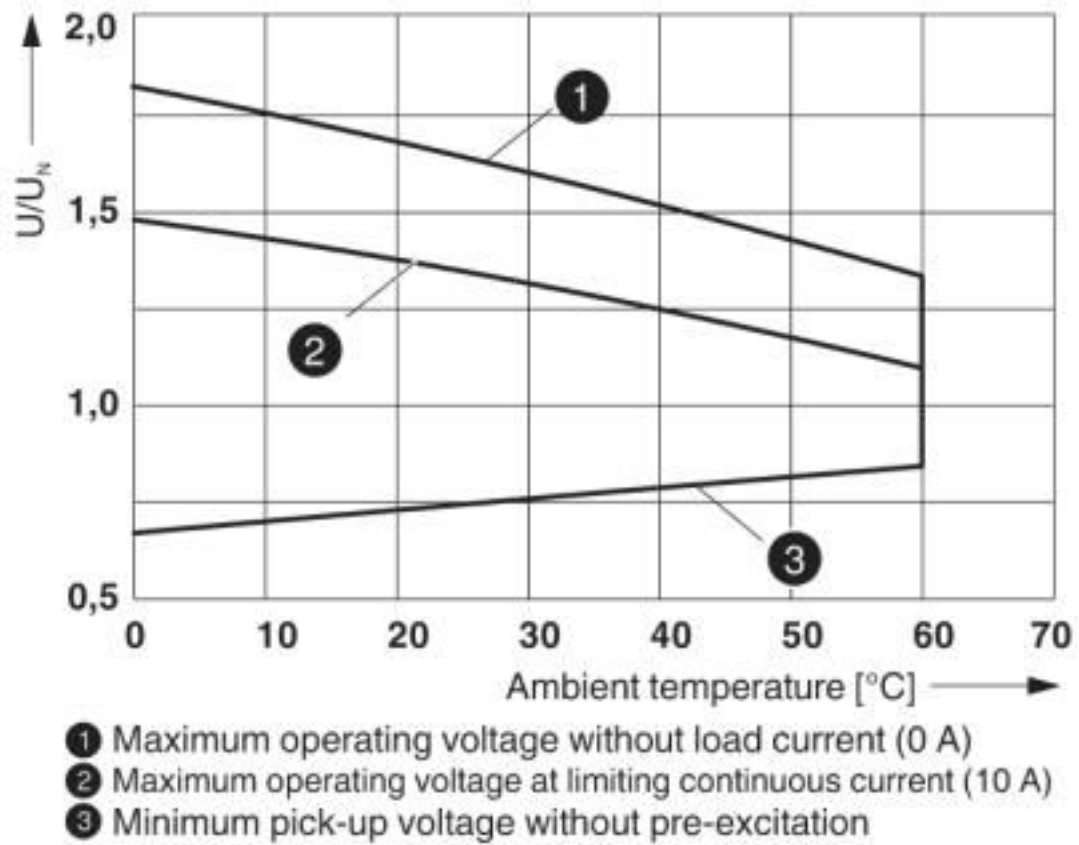
Environmental Product Compliance

China RoHS	Environmentally Friendly Use Period = 5
	For details about hazardous substances go to tab "Downloads", Category "Manufacturer's declaration"

Drawings

Single relay - REL-OR/LDP- 24DC/1/MB - 2901901

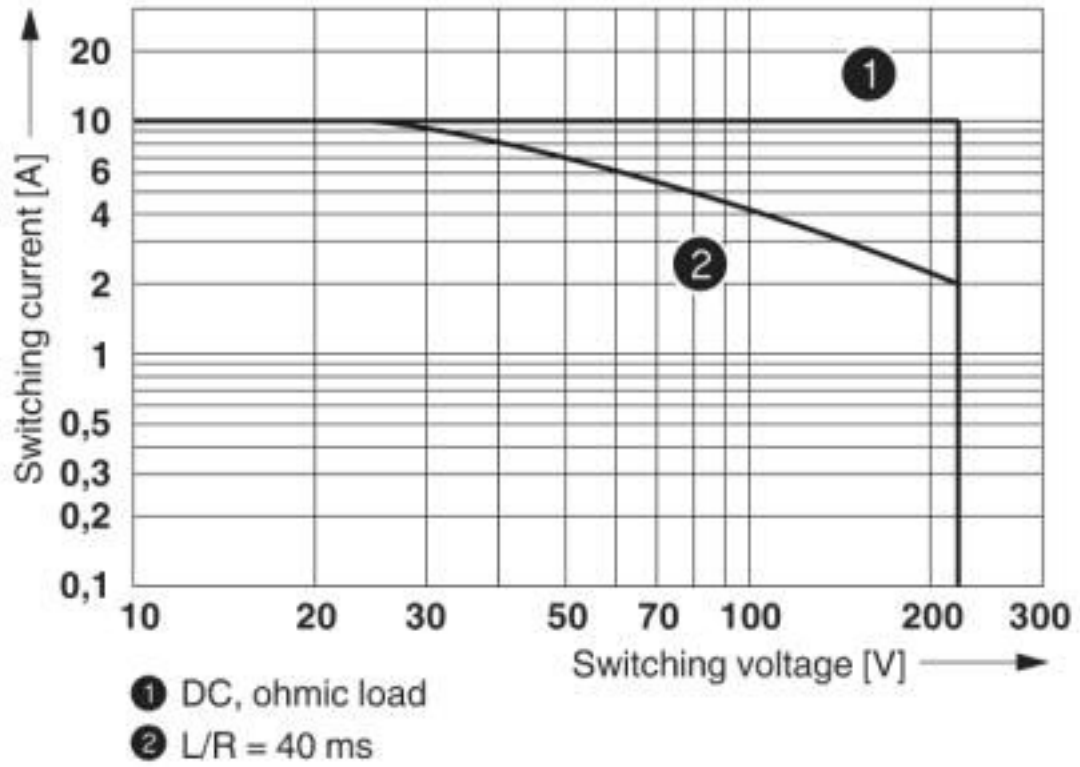
Diagram



Operating voltage range of the relay

Single relay - REL-OR/LDP- 24DC/1/MB - 2901901

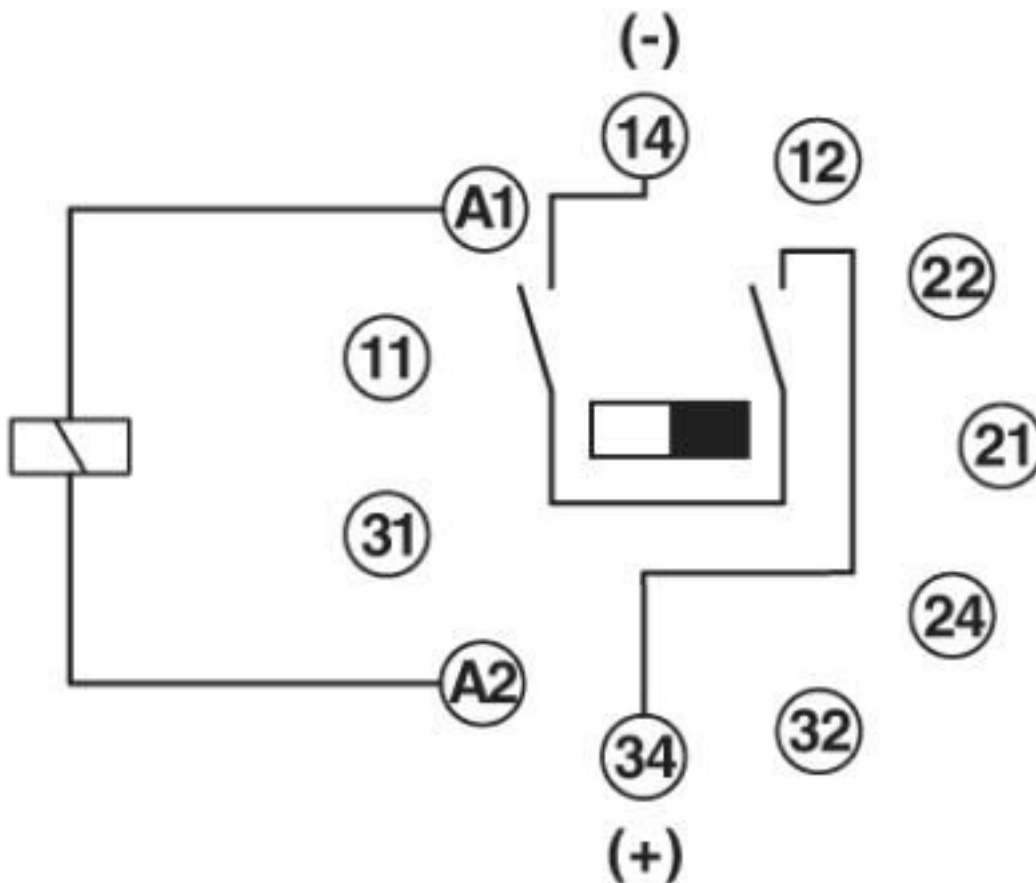
Diagram



DC interrupting rating

Single relay - REL-OR/LDP- 24DC/1/MB - 2901901

Circuit diagram



Classifications

eCl@ss

eCl@ss 4.0	27371104
eCl@ss 4.1	27371104
eCl@ss 5.0	27371601
eCl@ss 5.1	27371601
eCl@ss 6.0	27371601
eCl@ss 7.0	27371601
eCl@ss 8.0	27371601
eCl@ss 9.0	27371601

ETIM

ETIM 2.0	EC001437
ETIM 3.0	EC001437
ETIM 4.0	EC001437
ETIM 5.0	EC001437

Single relay - REL-OR/LDP- 24DC/1/MB - 2901901

Classifications

UNSPSC

UNSPSC 6.01	30211916
UNSPSC 7.0901	39121515
UNSPSC 11	39121515
UNSPSC 12.01	39121515
UNSPSC 13.2	39121515

Accessories

Accessories

Device marking

Snap-in markers - UC-EM (21X8) - 0825507



Snap-in markers, Sheet, white, unlabeled, can be labeled with: BLUEMARK ID COLOR, BLUEMARK ID, BLUEMARK CLED, PLOTMARK, CMS-P1-PLOTTER, mounting type: snapped into marker carrier, lettering field size: 21 x 8 mm, Number of individual labels: 20

Snap-in markers - UCT-EM (21X8) - 0801489



Snap-in markers, Sheet, white, unlabeled, can be labeled with: TOPMARK NEO, TOPMARK LASER, BLUEMARK ID COLOR, BLUEMARK ID, BLUEMARK CLED, THERMOMARK PRIME, THERMOMARK CARD 2.0, THERMOMARK CARD, mounting type: snapped into marker carrier, lettering field size: 21 x 8 mm, Number of individual labels: 18

Additional products

Relay base - PR3-BSC1/3X21 - 2833615



Relay base PR3..., for octal relay REL-OR with 3 PDT, screw connections, connection facility for input/interference suppression modules, for mounting on NS 35/7.5

Phoenix Contact 2020 © - all rights reserved
<http://www.phoenixcontact.com>

PHOENIX CONTACT GmbH & Co. KG
Flachmarktstr. 8
32825 Blomberg
Germany
Tel. +49 5235 300
Fax +49 5235 3 41200
<http://www.phoenixcontact.com>