

V-EA-Series - UL508 Manual Motor Controller - 2 pole D-Trip



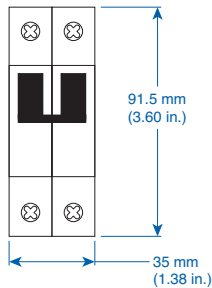
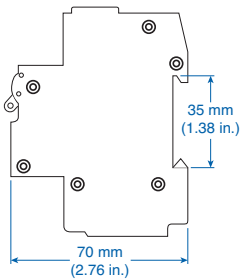
UL508 Listed
E137938



Standard Pack: 6

Weight:
0.3A - 63A
1.68kg (3.7 lb.)

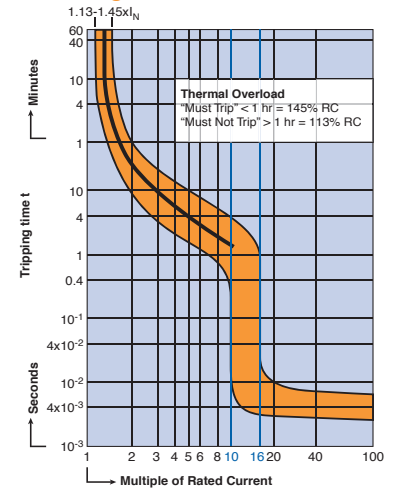
Two Pole



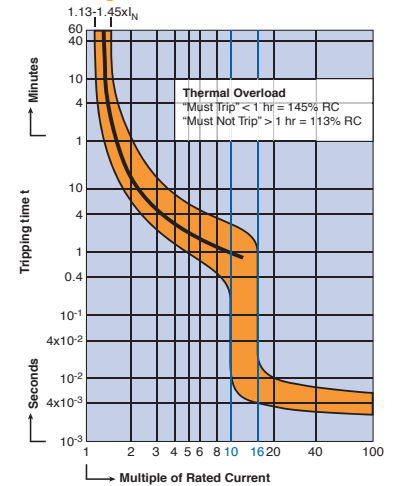
For ring tongue terminal version, replace "U" with "R" in part number. For example 1BR20 instead of 1BU20.

Rated Current	Type/Cat. No.	Approvals
0.3A	2DU03	UL SF
0.5A	2DU05	UL SF
0.75A	2DU075	UL SF
0.8A	NA	UL SF
1.0A	2DU1	UL SF
1.6A	2DU1.6	UL SF
2.0A	2DU2	UL SF
2.5A	2DU2.5	UL SF
3.0A	2DU3	UL SF
3.5A	2DU3.5	UL SF
4.0A	2DU4	UL SF
5.0A	2DU5	UL SF
6.0A	2DU6	UL SF
8.0A	2DU8	UL SF
10A	2DU10	UL SF
12A	NA	
12.5A	NA	
13A	2DU13	UL SF
15A	2DU15	UL SF
16A	2DU16	UL SF
20A	2DU20	UL SF
25A	2DU25	UL SF
30A	2DU30	UL SF
32A	2DU32	UL SF
40A	2DU40	UL SF
50A	2DU50	UL SF
60A	2DU60	UL SF
63A	2DU63	UL SF

V-EA-D Trip 0.3A Through 10A Rated Current



V-EA-D Trip 13A Through 63A Rated Current



Voltage Rating	480Y/277VAC 0.3-25A: 1 pole - 42VDC; 2 Pole - 80VDC 30-60A: 1 pole - 24VDC; 2 Pole - 60VDC
Short Circuit Withstand Rating (UL/CSA - Ratings)	0.3-60A (RC): 10kA with UL-listed RK5 back-up fuse or MCCB
Group Short Circuit Withstand Rating (UL/CSA - Ratings)	0.3-10A (RC): 10kA; 12-60A (RC): 5kA no branch circuit protection required
Interrupting Capacity (VDE - Ratings)	0.3-63A (RC): 10kA
Calibration Temperature	40°C (104°F)
Terminal Size Acceptability	Top: 18-3 AWG; Bottom: 18-2 AWG
Terminal Torque	20 lb.in.
Terminal Protection Degree	IP20

SHORT CIRCUIT WITHSTAND RATINGS FOR V-EA MANUAL MOTOR CONTROLLER

Trip Curve	Amp Range	Backup Protection	UL-Listed RK5-Fuse up to 10kA	UL-Listed MCCB up to 10kA	No BCP Required up to:
all	0.3 - 10A		4xRC* min 15A, max 70A	4xRC* min 15A, max 70A	10kA
all	12 - 30/32A		4xRC* max 125A	4xRC* max 125A	5kA
all	40 - 50A		4xRC* max 200A	4xRC* max 200A	5kA
all	60 / 63A		4xRC* max 250A	4xRC* max 250A	5kA

*up to nearest rated current