

Technical Data Sheet
1.0" Single Digit Displays


ELS-1005HWB

■ **Features :**

- Industrial standard size.
- Low power consumption.
- Categorized for luminous intensity.
- Pb free

■ **Descriptions :**

- The ELS-1005 series is a large 25.4mm (1.0")high seven segment display designed for viewing distances up to 7 meters.
- These displays provide excellent reliability in bright ambient light.
- These devices are made with white segments and black surface.



■ **Applications :**

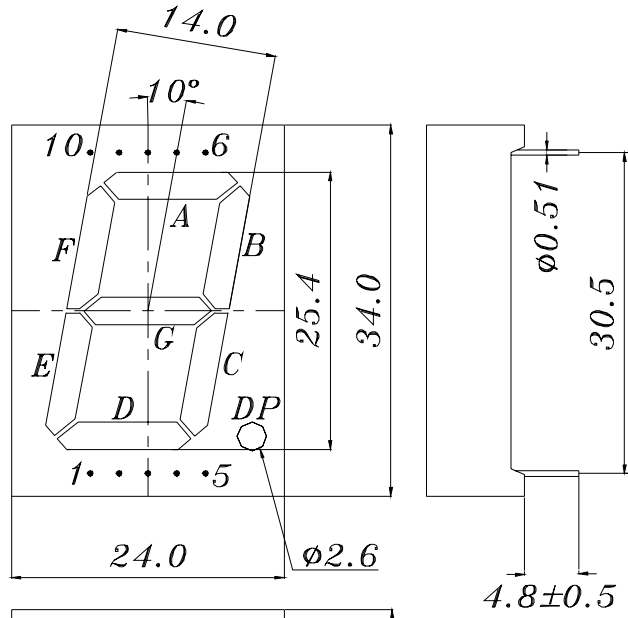
- Audio equipment
- Instrument panels
- Digital read out display

PART NO.	Chip	
	Material	Emitted Color
ELS-1005HWB	GaP	Bright Red

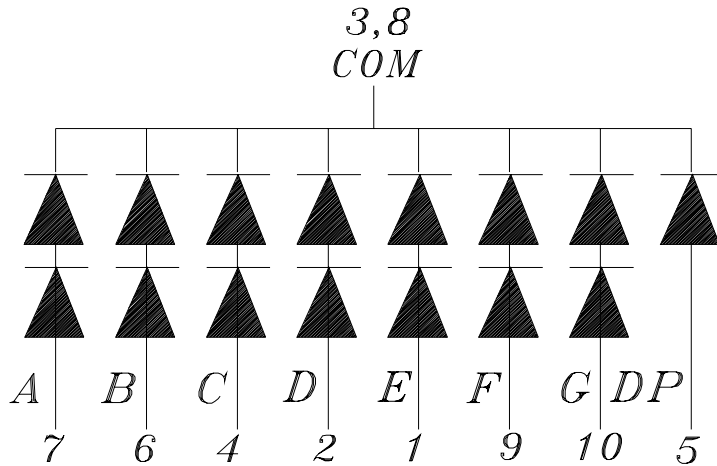
Technical Data Sheet
1.0" Single Digit Displays

ELS-1005HWB

Package Dimensions



- COMMON CATHODE*
- 1 ANODE E
 - 2 ANODE D
 - 3 COMMON CATHODE
 - 4 ANODE C
 - 5 ANODE DP
 - 6 ANODE B
 - 7 ANODE A
 - 8 COMMON CATHODE
 - 9 ANODE F
 - 10 ANODE G



- Notes:**
1. All dimensions are in millimeters, tolerance is 0.25mm unless otherwise noted.
 2. Above specification may be changed without notice.
- Supplier will reserve authority on material change for above specification.

**Technical Data Sheet**
1.0" Single Digit Displays**ELS-1005HWB**

■ Absolute maximum ratings at Ta = 25°C :

Parameter	Symbol	Rating	Unit
Reverse Voltage	V _R	5	V
Forward Current	I _F	15	mA
Operating Temperature	T _{opr}	-40 to +85	°C
Storage Temperature	T _{stg}	-40 to +100	°C
Soldering Temperature	T _{sol}	260 ± 5	°C
Power Dissipation	P _d	90	mW
Peak Forward Current(Duty 1/10 @ 1KHz)	I _{F(Peak)}	50	mA

■ Electronic optical characteristics :

Parameter		Symbol	Min.	Typ.	Max.	Unit	Condition
Luminous Intensity	Per segment	I _v	0.45	1.20	----	mcd	I _F =10mA
	Per decimal point		0.28	0.56	----		
Peak Wavelength		λ _p	----	697	----	nm	I _F =10mA
Dominant Wavelength		λ _d	----	650	----	nm	I _F =10mA
Spectrum Radiation Bandwidth		Δλ	----	90	----	nm	I _F =10mA
Forward Voltage		V _F	3.0	4.0	4.8	V	I _F =10mA
Reverse Current		I _R	----	----	10	μA	V _R =5V

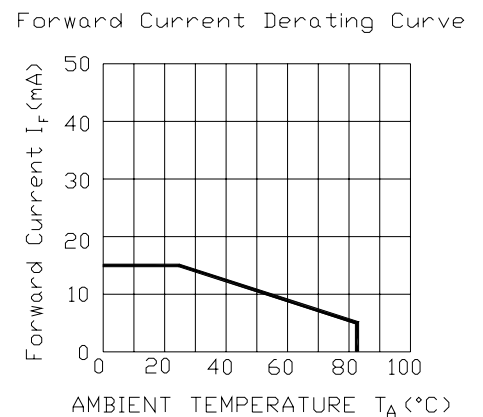
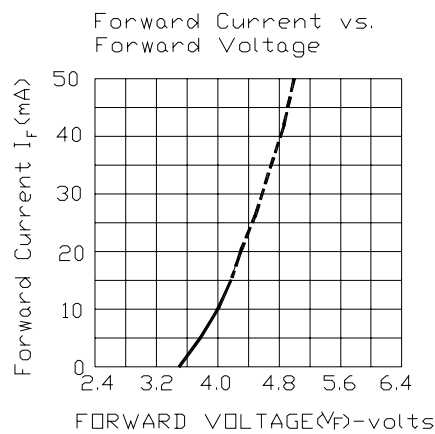
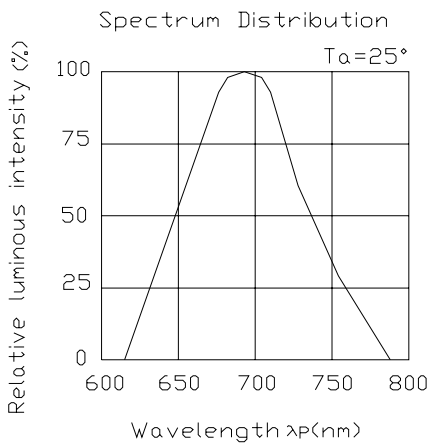


Technical Data Sheet
1.0" Single Digit Displays

ELS-1005HWB

■ Typical Electro-Optical Characteristic Curves:

CHIP Material:Gap
Emitted Color:Bright Red



**Technical Data Sheet
1.0" Single Digit Displays****ELS-1005HWB****■ Reliability test items and conditions:**

NO	Item	Test Conditions	Test Hours/Cycle	Sample Size	Ac/Re
1	Solder Heat	TEMP : 260°C ± 5 °C	5 SEC	76 PCS	0/1
2	Temperature Cycle	H : +85°C 30min ∫ 5 min L : -55°C 30min	50 CYCLE	76 PCS	0/1
3	Thermal Shock	H : +100°C 5min ∫ 10 sec L : -10°C 5min	50 CYCLE	76 PCS	0/1
4	High Temperature Storage	TEMP : 100°C	1000 HRS	76 PCS	0/1
5	Low Temperature Storage	TEMP : -55°C	1000 HRS	76 PCS	0/1
6	DC Operating Life	IF = 10 mA	1000 HRS	76 PCS	0/1
7	High Temperature / High Humidity	85°C/85% RH	1000 HRS	76 PCS	0/1