




# Dividable Terminal Strips

0.5 – 2.5 mm<sup>2</sup> "s" | AWG 20 – 14 "sol."  
400 V/4 kV/2 ① | 300 V, 10 A   
24 A | 300 V, 10 A 



0.5 – 2.5 mm<sup>2</sup> "s" | AWG 20 – 14 "sol."  
400 V/4 kV/2 ① | 300 V, 10 A   
24 A | 300 V, 10 A 

 8 – 9 mm / 0.33 in

 8 – 9 mm / 0.33 in

\*      






\*      



- ① in grounded (earthed) supply systems  
400 V = rated voltage  
4 kV = rated surge voltage  
2 = pollution degree  
(see also section 10)
- ② Suitable for assembly without tool

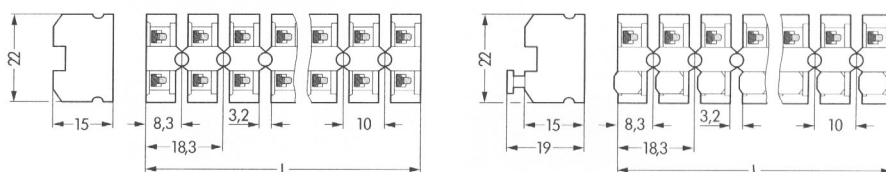
Description	No. of poles	Item-No.	Pack.-unit pcs	No. of poles	Item-No.	Pack.-unit pcs
Dividable terminal strips, with additional push-wire contact for 0.75 mm <sup>2</sup> "s"/AWG 18 "solid" per pole for screw or screwless fixing (WAGO pins)	<b>Terminal strips without push buttons, white</b>			<b>Terminal strips with push buttons on one side, white</b>		
	1	<b>271-101</b>	1000	1	<b>271-201</b>	1000
	2	<b>271-102</b>	1000	2	<b>271-202</b>	1000
	3	<b>271-103</b>	500	3	<b>271-203</b>	500
	4	<b>271-104</b>	500	4	<b>271-204</b>	500
	5	<b>271-105</b>	500	5	<b>271-205</b>	500
	12	<b>271-112</b>	40	12	<b>271-212</b>	40

## Accessories (for marking accessories, see section 9.)

	<b>Pins,</b> for plate thickness	1 mm/0.039 in <b>271-702</b>	1000	1 mm/0.039 in <b>271-702</b>	1000
		1 mm/0.039 in <b>271-711</b> ②	1000	1 mm/0.039 in <b>271-711</b> ②	1000
		1.5 mm/0.059 in <b>271-712</b> ②	1000	1.5 mm/0.059 in <b>271-712</b> ②	1000
	<b>Push buttons,</b> unassembled, for self-mounting	<b>271-120</b>	1000	<b>271-120</b>	1000
	<b>Pin terminals,</b> insulated	0.5/0.75 mm <sup>2</sup> /AWG 20		I <sub>N</sub> 6/8 A, green <b>209-151</b>	100
		1/1.5 mm <sup>2</sup> /AWG 16		I <sub>N</sub> 10/16 A, beige <b>209-164</b>	100
		2.5 mm <sup>2</sup> /AWG 14		I <sub>N</sub> 20 A, blue <b>209-157</b>	100
	<b>Crimping tool,</b> for pin terminals, crimping range 0.5 – 2.5 mm <sup>2</sup> /AWG 20 – 14			<b>210-176</b>	1
	<b>Marking pen with fibre tip,</b> for direct, permanent marking	<b>210-110</b>	1	<b>210-110</b>	1

## Dimensions (in mm)

No. of poles	Dim. L (mm) *08
1	6.5
2	16.5
3	26.5
4	36.5
5	46.5
12	116.5



\* For further approvals with corresponding ratings see pages 10.3 ff.