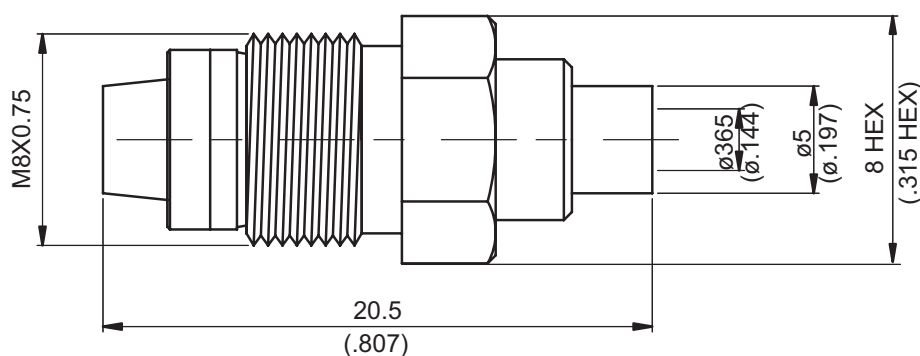


FME8300T-0141

FME JACK SOLDER

50Ω



Parts	Material	Plating (Micro-inch)
Hex Nut	Brass	Tin-Zinc-Copper-Alloy 100 Over Copper 50
Contact Pin	Phosphor Bronze	Gold 3 Over Nickel 50 Over Copper 50
Insulator	Teflon	
Body	Brass	Tin-Zinc-Copper-Alloy 100 Over Copper 50

Weight:

Suitable Cables: Semi-rigid.141

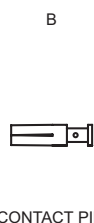
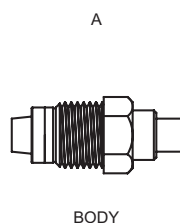
This part number complies with RoHS.

Notice: JYEBAO reserves the right to make modifications deemed appropriate.

## CABLE ASSEMBLY INSTRUCTION

FME8300T-0141

JYE BAO CO., LTD.



DIAGRAM

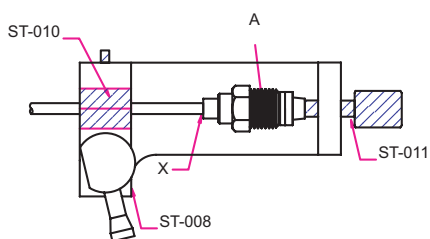
ASSEMBLY INSTRUCTION



Step 1: STRIP AS SHOWN .



Step 2: PUT 0.35 MM GAGE IN PLACE, INSERT CABLE'S CENTER CONDUCTOR INTO CENTER PIN " B " AND SOLDER IN " Y " .



Step 3: INSERT PREPARED CABLE INTO CONNECTOR BODY " A " AND USE SOLDERING FIXTURE " ST-008 " , INSERT TOOL " ST-010 " AND LOCATOR TOOL " ST-011 " TO FIX THE CONNECTOR. SOLDER IN " X " .

This part number complies with RoHS.

Notice: JYEBAO reserves the right to make modifications deemed appropriate.