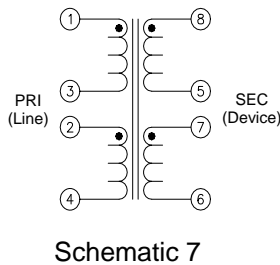
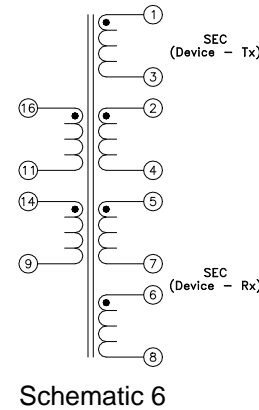
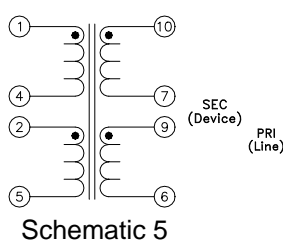
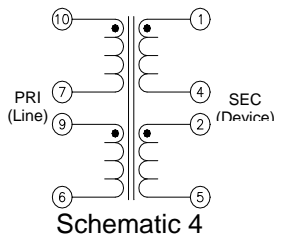
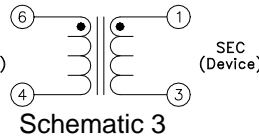
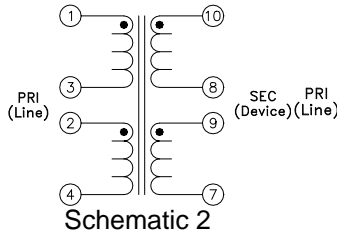
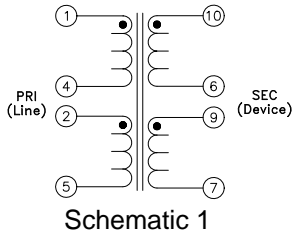


Globespan ADSL recommendations



Features

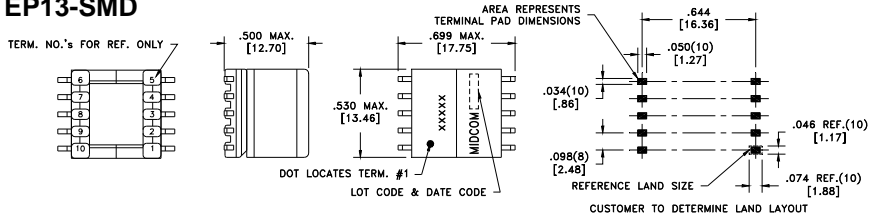
- RoHS compatible versions available
- Designed for Globespan chipsets
- Good total harmonic distortion characteristics
- Optimized for size and performance
- Customization available
- For IC approval status, contact Midcom
- 100 Ohm Line Impedance
- Designed to meet IEC950 requirements for 250VAC working voltage

Part Number	Chip Set	Application	Insulation	Turns Ratio	Inductance	Package	Schematic
51786R	Café Series	CPE Viking II	Supplementary	4:2, 1	700 uH	EP13 SMD 12 Pin	6
51028	G7000 DMT	CO	Supplementary	1.4:1	474 uH	EP13 TH	4
50524R	G7000 DMT	CO with EL-1501 Line Driver	Supplementary	1:1.4	476uH	EP13 SMD	5
50039	G7000 DMT	CO with EL-1501 Line Driver	Supplementary	1:1.4	476uH	EP13 TH	2
51182R	G7000 DMT	CPE	Supplementary	1:1	440 uH	EP13 SMD	5
50968R	G7000 DMT	DLC	Functional	2:1	530 uH	EP7 SMD 6 Pin	3
51543R	G7000 DMT	ISDN CPE Viking/Atlas	Supplementary	1.6:1	100 uH	EP13 SMD	4
51515R	G7000 DMT	POTS CPE Viking/Atlas	Supplementary	1.6:1	440 uH	EP13 SMD	4
51812R	Octane Plus	CO	Basic	1.11:1	1000 uH	EPX7 SMD	7
51583R	Octane, G24	CO	Basic	1.11:1	1000 uH	EPX7 SMD	7
50530R	RADSL Lite	CO	Supplementary	1:1, 0.346	55 uH	EP13 SMD	1
50529	RADSL Lite	CO	Supplementary	1:1, 0.346	55 uH	EP13 TH	1
50527R	RADSL Lite	CPE	Supplementary	4:1	27.5 uH	EP13 SMD	1
50525	RADSL Lite	CPE	Supplementary	4:1	27.5 uH	EP13 TH	1
50887R	Titanium Fourte/-RT/-Plus, G16	ISDN CO DSLAMs	Supplementary	1.41:1	100 uH	EP13 SMD	4
51521R	Titanium Fourte/-RT/-Plus, G16	POTS DSLAMs with Active Termination	Supplementary	2:1	530 uH	EP7 SMD	7
51554R	Titanium Fourte/-RT/-Plus, G16	POTS DSLAMs with Passive Termination	Supplementary	1.41:1	474 uH	EP7 SMD	7
50800R	Titanium Fourte/-RT/-Plus, G16 G7000 DMT	POTS DSLAMs CO	Supplementary	1.4:1	474 uH	EP13 SMD	4
50888R	Titanium USB and PCI	All ISDN CPE Applications	Supplementary	2:1	100 uH	EP13 SMD	4
50522R	Titanium USB and PCI G7000 DMT	All POTS CPE Applications CPE with EL-1501 Line Driver	Supplementary	1:1	408 uH	EP13 SMD	5

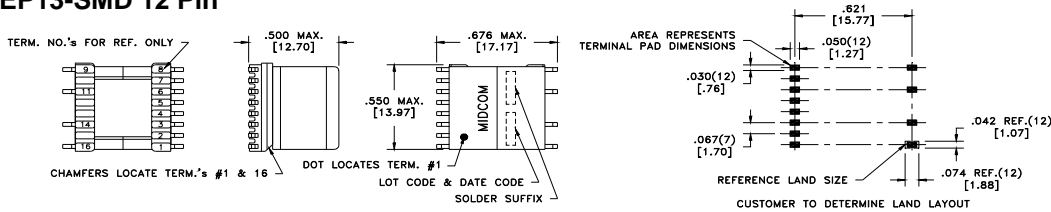
Details subject to change. Contact your Midcom sales representative for additional information. Dimensions: in/mm. All tolerances are ±0.10/0.25 and electrical specifications are @25°C unless otherwise specified.

Globespan ADSL Mechanicals

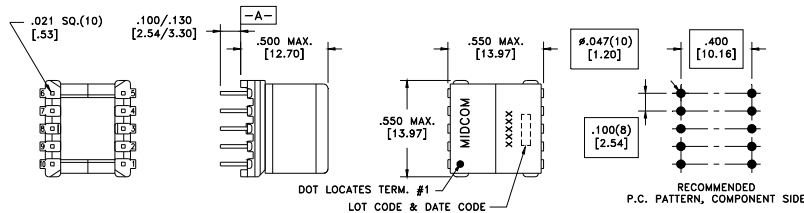
EP13-SMD



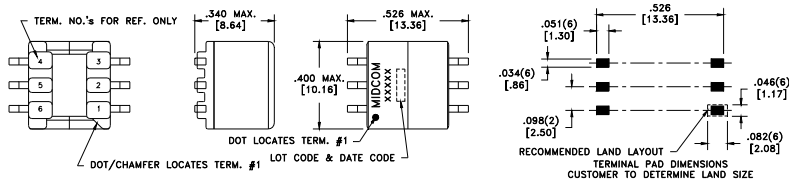
EP13-SMD 12 Pin



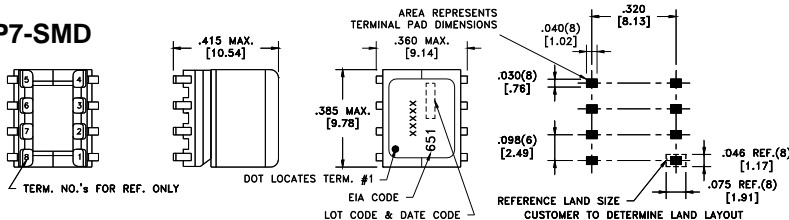
EP13-TH



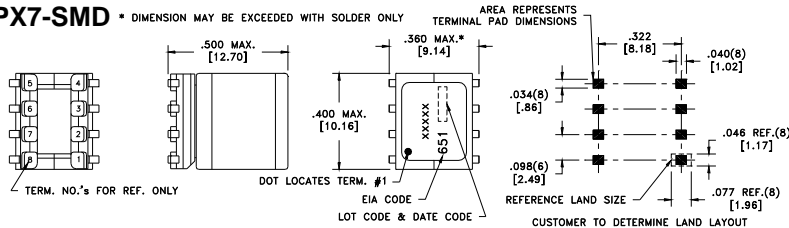
EP7-SMD 6 Pin



EP7-SMD



EPX7-SMD * DIMENSION MAY BE EXCEEDED WITH SOLDER ONLY



Details subject to change. Contact your Midcom sales representative for additional information. Dimensions: in/mm. All tolerances are ±0.10/0.25 and electrical specifications are @25°C unless otherwise specified.