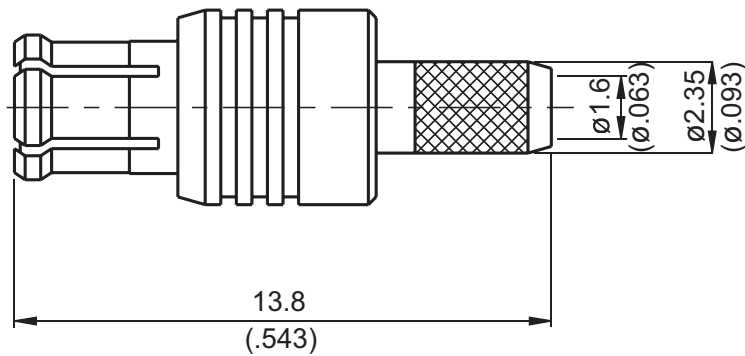


MCX3100W-0316

MCX Plug Crimp

50Ω



Parts	Material	Plating (Micro-inch)
Ferrule	Brass	Tin-Zinc-Copper-Alloy 100 Over Copper 50
Contact Pin	Brass	Gold 20 Over Nickel 50 Over Copper 50
Insulator	Teflon	
Body	Phosphor Bronze	Tin-Zinc-Copper-Alloy 100 Over Copper 50

Weight: 1.06 g

Suitable Cables: RG174, RG188, RG316, RG316-E, RG316-FEP

This part number complies with RoHS.

Notice: JYEBAO reserves the right to make modifications deemed appropriate.

CABLE ASSEMBLY INSTRUCTION

MCX3100W-0316

JYE BAO CO., LTD.

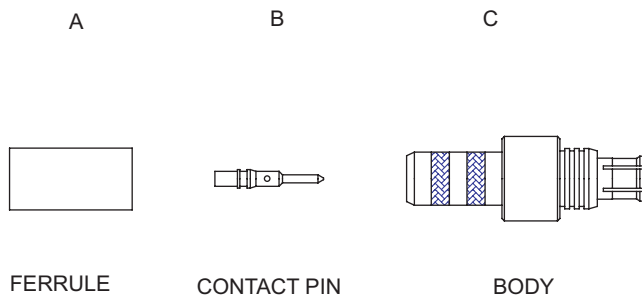
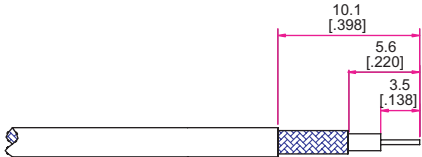
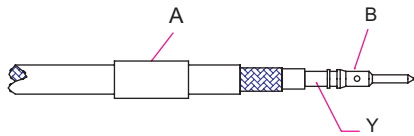
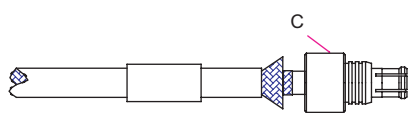
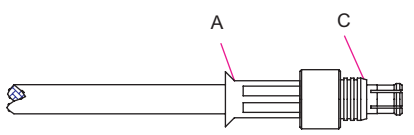


DIAGRAM	ASSEMBLY INSTRUCTION
	Step 1: STRIP AS SHOWN.
	Step 2: SLIDE FERRULE "A" OVER CABLE. Step 3: PUT PIN "B" ON CENTER CONDUCTOR AND CRIMP IN "Y".
	Step 4: LOOSEN BRAIDING AND SLIDE BODY "C" IN PLACE.
	Step 5: SLIDE FERRULE "A" TOWARDS THE CONNECTOR "C" AND CRIMP.

This part number complies with RoHS.

Notice: JYEBAO reserves the right to make modifications deemed appropriate.