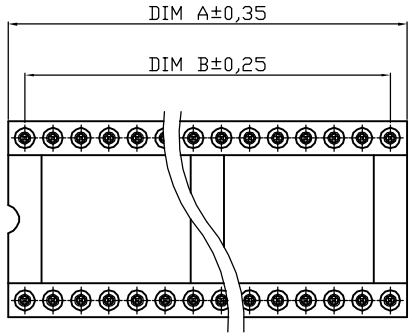

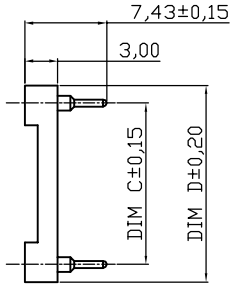

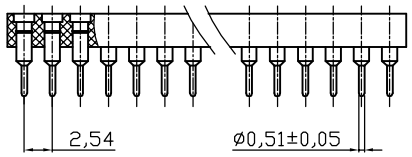

NOTES

Material:
- Pin (outer sleeve) : Brass,machined, CuZn38Pb2
- Clip(contact 4 finger) : Phosphor Bronze
- Insulator body(black) : Glass filled thermoplastic polyester UL94V-0

Electrical
- Current rating : 3 Amps/contact max.
- Contact resistance : ≦4mΩ /contact
- Insulation resistance : ≧10000MΩ at 500VAC
- Rated voltage : 100 VRMS /150VDC

Mechanical
- Operating temperature : Gold plated:-55 ℃ to +125℃
- (Continuous) -67 ℉ to +105℉
- Tin plated:-40 ℃ to +105℃
- Average insertion force with steel pin of: Φ0.43mm/0.017" < 250g
- Average withdrawal force with steel pin of Φ 0.43mm/0.017" >50g
- Mechanical life : min.200

Applications and features:
1. The open frame is most common type.
2. The open body design gives better access (for cleaning and inspections) to air -cooling.
3. Side and end stackable.
4. High retention design prevents IC walkout during heavy vibration.
5. Closed bottom sleeve for 100% anti-wicking of silder.
6. Twist free construction.

Environmental data
- Solderability (IEC 60068-2-20. Ta) :235 ℃, 2s
- Resistance to soldering heat (IEC 60068-2-20. Tb) :
- -Through hole mount components :260 ℃, 10s

Contact	Dim A	Dim B	Dim C	Dim D
06	7.62	5.08	7.62	10.16
08	10.16	7.62	7.62	10.16
10	12.70	10.16	7.62	10.16
14	17.78	15.24	7.62	10.16
16	20.32	17.78	7.62	10.16
18	22.86	20.32	7.62	10.16
20	25.40	22.86	7.62	10.16
22	27.94	25.40	10.16	12.70
24*	30.48	27.94	7.62	10.16
24	30.48	27.94	15.24	17.78
28*	35.56	33.02	7.62	10.16
28	35.56	33.02	15.24	17.78
32	40.64	38.10	15.24	17.78

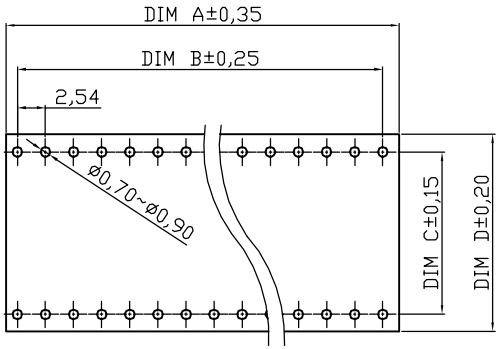

PCB LAYOUT

Order Code:

AR xx- x x

- No. of contact: 06 ~ 64
- Versions
  - -TT - Standard
  - /7-TT - Only for 24+28 poles* (Dim C: 7.62)
- Plating
  - HZL - Sleeve tin / clip gold flash
  - HZL/01 - Sleeve tin / clip 10u" gold
  - HZL/07 - Sleeve tin / clip 30u" gold
  - HGL - Sleeve gold flash / clip gold flash

RoHS compliant

Unit:mm

Scale	Free
TOLERANCE	
X.	±0.50
X.X	±0.30
X.XX	±0.10
DIM	TOL
X.°	±1°
Angle	TOL

Id.	Modification	Date	Name
②	Add "HGL"-Version,corrected P/N code	28.01.2014	A. Plate
①	Add sheet 2	16.08.2012	Lucas
⓪	Drawn	23.07.2012	Lucas

	Date	Name
Drawn	23.07.2012	Lucas
Approved	16.08.2012	Winnie

ASSMANN WSW components

Customer-No.

ASSMANN WSW-No. AR xx-x x

Drawing-No. ASS 4852 CO rev02

Replace

Sheet 1/2

Downloaded from Arrow.com.

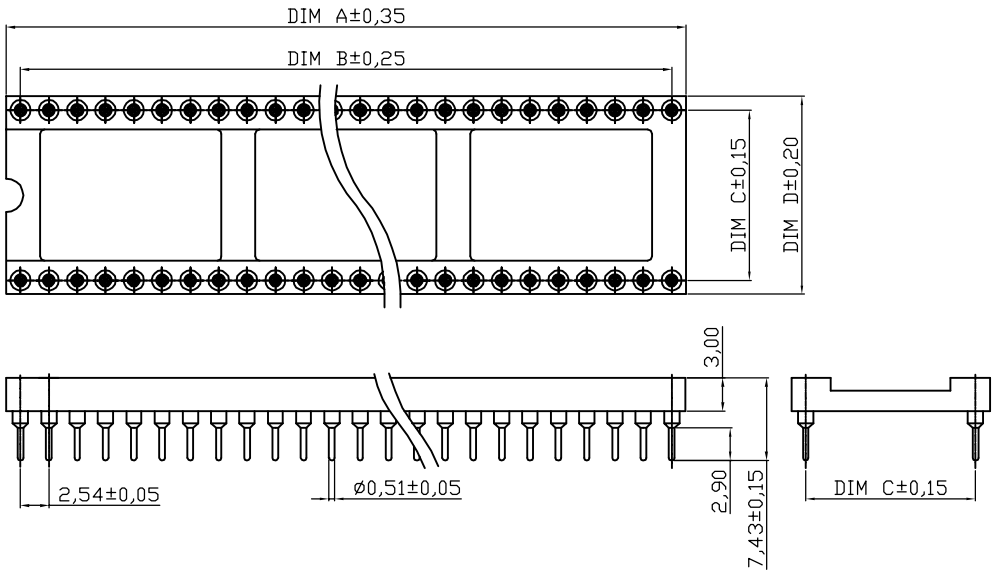

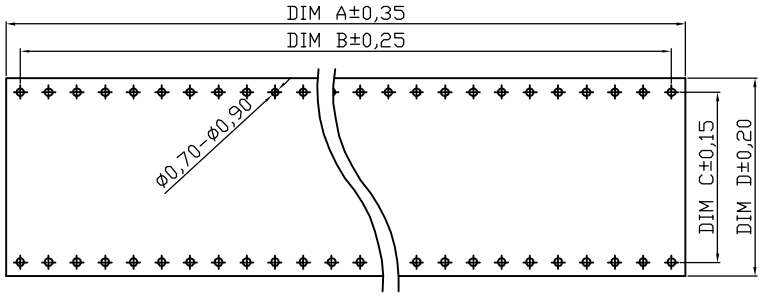

PCB LAYOUT

NOTES

Material:
Pin (outer sleeve) : Brass,machined, CuZn38Pb2
Clip(contact 4 finger) : Phosphor Bronze
Insulator body(black) : Glass filled thermoplastic polyester UL94V-0
Electrical
Current rating : 3 Amps/contact max.
Contact resistance : ≦4mΩ /contact
Insulation resistance : ≧10000MΩ at 500VAC
Rated voltage : 100 VRMS /150VDC
Mechanical
Operating temperature : Gold plated:-55 ˚C to +125˚C
(Continuous) -67 ˚F to +105˚F
Tin plated:-40 ˚C to +105˚C
Average insertion force with steel pin of: ø0.43mm/0.017" < 250g
Average withdrawal force with steel pin of ø 0.43mm/0.017" >50g
Mechanical life : min.200
Applications and features:
1.The open frame is most common type.
2.The open body design gives better access (for cleaning and inspections) to air -cooling.
3.Side and end stackable.
4.High retention design prevents IC walkout during heavy vibration.
5.Closed bottom sleeve for 100% anti-wicking of silder.
6.Twist free construction.
Environmental data
Solderability (IEC 60068-2-20. Ta) :235 ˚C, 2s
Resistance to soldering heat (IEC 60068-2-20. Tb) :
-Through hole mount components :260 ˚C, 10s

Contact	Dim A	Dim B	Dim C	Dim D
36	45.72	43.18	15.24	17.78
40	50.80	48.26	15.24	17.78
42	53.34	50.80	15.24	17.78
48	60.96	58.42	15.24	17.78
50	63.50	60.96	15.24	17.78
52	66.04	63.50	15.24	17.78
50	63.50	60.96	22.86	25.40
52	66.04	63.50	22.86	25.40
64	81.28	78.74	22.86	25.40

RoHS compliant
Unit:mm

Scale	Free
TOLERANCE	
X.	±0.50
X.X	±0.30
X.XX	±0.10
DIM	TOL
Angle	TOL

Id.	Modification	Date	Name
②	Add "HGL"-Version,corrected P/N code	28.01.2014	A. Plate
①	Add sheet 2	16.08.2012	Lucas
⓪	Drawn	23.07.2012	Lucas

	Date	Name
Drawn	23.07.2012	Lucas
Approved	16.08.2012	Winnie

ASSMANN WSW components

Customer-No.

ASSMANN WSW-No.
AR xx-x x

Drawing-No.
ASS 4852 CO

rev02

Replace

Sheet 2/2

Downloaded from Arrow.com.