



1N4728A SERIES

SILICON ZENER DIODE

VOLTAGE 3.3 to 68 Volt **POWER** 1 Watt

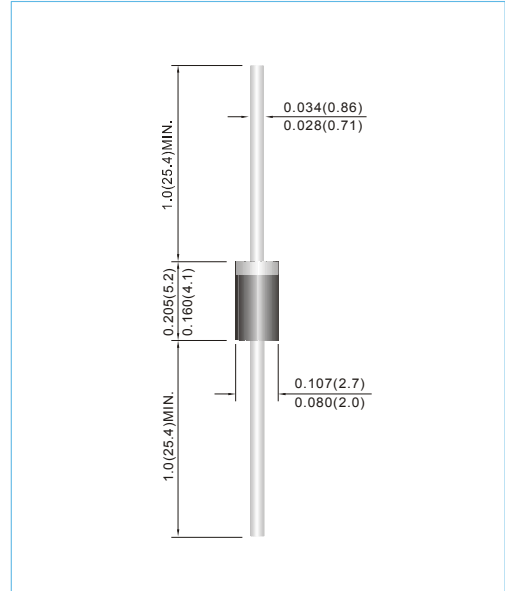
DO-41 Unit : inch(mm)

FEATURES

- Low inductance
- High temperature soldering : 260°C /10 seconds at terminals
- Plastic package has Underwriters Laboratory Flammability Classification 94V-O
- Lead free in compliance with EU RoHS 2.0

MECHANICAL DATA

- Case: Molded plastic DO-41
- Epoxy: UL 94V-O rate flame retardant
- Terminals: Axial leads, solderable per MIL-STD-750, Method 2026 guaranteed
- Polarity: Color band denotes cathode end
- Weight: 0.012 ounce, 0.3 gram
- Packing information
 - B - 1K per Bulk box
 - T/R - 5K per 13" paper Reel
 - T/B - 3K per horiz. tape & Ammo box



MAXIMUM RATINGS AND ELECTRICAL CHARACTERISTICS

Ratings at 25°C ambient temperature unless otherwise specified.

Parameter	Symbol	Value	Units
Power Dissipation at Tamb = 25 °C	P _{TOT}	1*	W
Junction Temperature	T _J	-55 to + 150	°C
Storage Temperature Range	T _{STG}	-55 to + 150	°C

*Valid provided that leads at a distance of 10mm from case are kept at ambient temperature.



1N4728A SERIES

Part Number	Nominal Zener Voltage			Maximum Zener Impedance				Maximum Leakage Current		Marking Code
	V _Z @ I _{ZT}			Z _{ZT} @ I _{ZT}		Z _{ZK} @ I _{ZK}		I _R @ V _R		
	Nom. V	Min. V	Max. V	Ω	mA	Ω	mA	uA	V	
1.0 Watt ZENER										
1N4728A	3.3	3.1	3.5	10	76	400	1	100	1	1N4728A
1N4730A	3.9	3.7	4.1	9	64	400	1	50	1	1N4730A
1N4731A	4.3	4.1	4.5	9	58	400	1	10	1	1N4731A
1N4732A	4.7	4.5	4.9	8	53	500	1	10	1	1N4732A
1N4733A	5.1	4.8	5.4	7	49	550	1	10	1	1N4733A
1N4734A	5.6	5.3	5.9	5	45	600	1	10	2	1N4734A
1N4735A	6.2	5.9	6.5	2	41	700	1	10	3	1N4735A
1N4736A	6.8	6.46	7.14	3.5	37	700	1	5	4	1N4736A
1N4737A	7.5	7.13	7.88	4	34	700	0.5	5	5	1N4737A
1N4738A	8.2	7.79	8.61	4.5	31	700	0.5	5	6	1N4738A
1N4739A	9.1	8.65	9.56	5	28	700	0.5	0.5	7	1N4739A
1N4740A	10	9.5	10.5	7	25	700	0.25	0.5	7.6	1N4740A
1N4741A	11	10.45	11.55	8	23	700	0.25	0.1	8.4	1N4741A
1N4742A	12	11.4	12.6	9	21	700	0.25	0.1	9.1	1N4742A
1N4743A	13	12.35	13.65	10	19	700	0.25	0.1	9.9	1N4743A
1N4744A	15	14.25	15.75	14	17	700	0.25	0.1	11.4	1N4744A
1N4745A	16	15.2	16.8	16	15.5	700	0.25	0.1	12.2	1N4745A
1N4746A	18	17.1	18.9	20	14	750	0.25	0.1	13.7	1N4746A
1N4747A	20	19	21	22	12.5	750	0.25	0.1	15.2	1N4747A
1N4748A	22	20.9	23.1	23	11.5	750	0.25	0.1	16.7	1N4748A
1N4749A	24	22.8	25.2	25	10.5	750	0.25	0.1	18.2	1N4749A
1N4750A	27	25.65	28.35	35	9.5	750	0.25	0.1	20.6	1N4750A
1N4751A	30	28.5	31.5	40	8.5	1000	0.25	0.1	22.8	1N4751A
1N4752A	33	31.35	34.65	45	7.5	1000	0.25	0.1	25.1	1N4752A
1N4753A	36	34.2	37.8	50	7	1000	0.25	0.1	27.4	1N4753A
1N4754A	39	37.05	40.95	60	6.5	1000	0.25	0.1	29.7	1N4754A
1N4755A	43	40.85	45.15	70	6	1500	0.25	0.1	32.7	1N4755A
1N4756A	47	44.65	49.35	80	5.5	1500	0.25	0.1	35.8	1N4756A
1N4757A	51	48.45	53.55	95	5	1500	0.25	0.1	38.8	1N4757A
1N4758A	56	53.2	58.8	110	4.5	2000	0.25	5	42.6	1N4758A
1N4759A	62	58.9	65.1	125	4	2000	0.25	5	47.1	1N4759A
1N4760A	68	64.6	71.4	150	3.7	2000	0.25	5	51.7	1N4760A



1N4728A SERIES

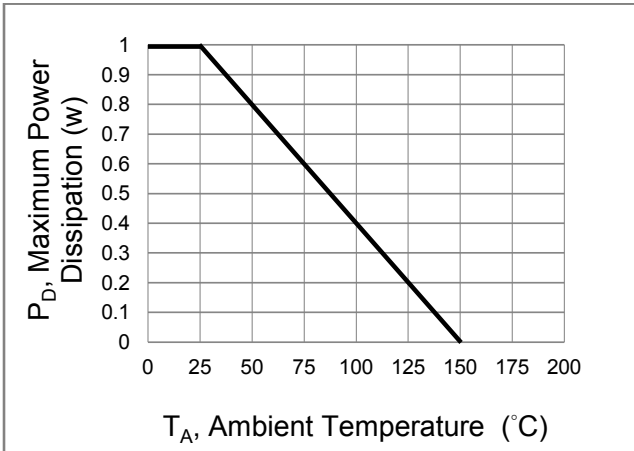


Fig.1 Steady-State Power Derating Curve

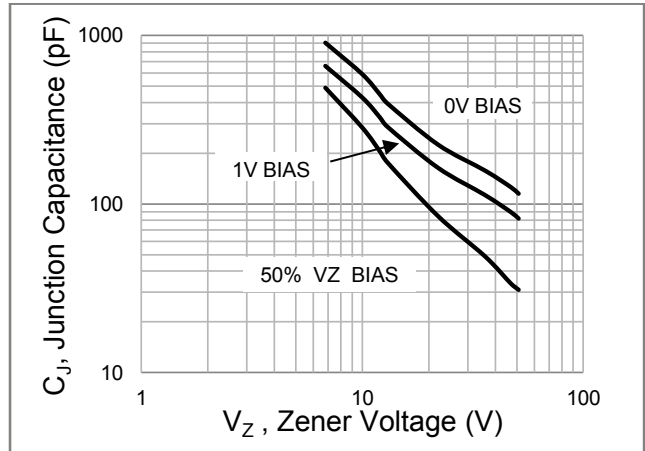


Fig.2 Typical Junction Capacitance

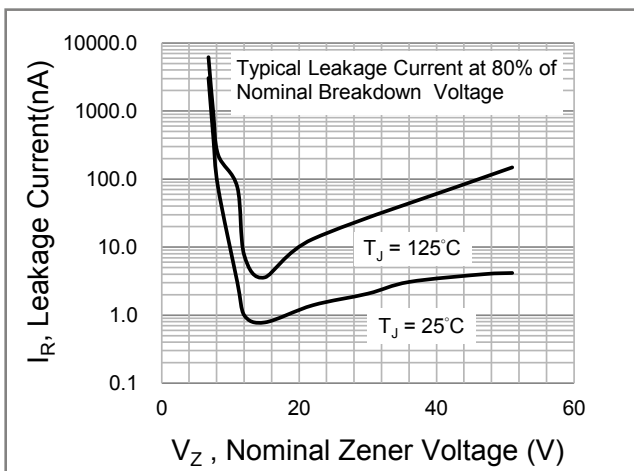


Fig.3 Typical Leakage Characteristics

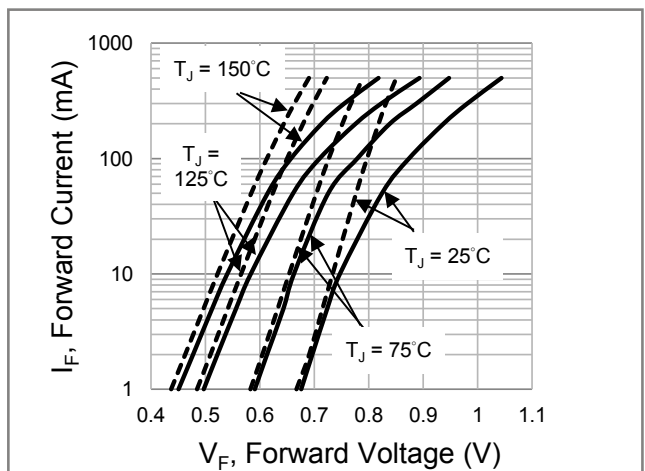


Fig.4 Typical Forward Characteristics

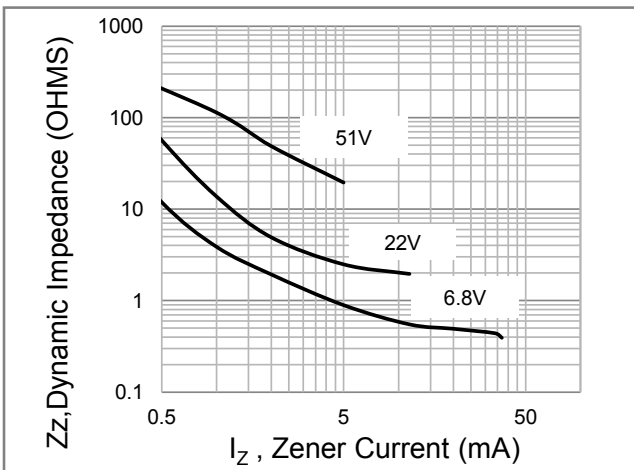


Fig.5 Typical Effect Of Zener Current On Zener Impedance

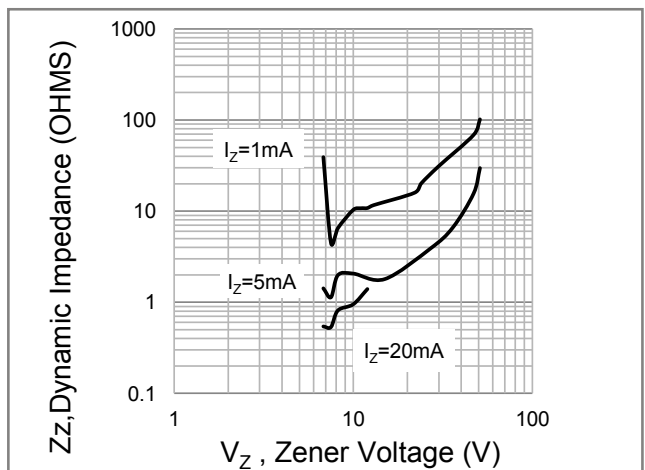


Fig.6 Typical Effect Of Zener Voltage On Zener Impedance



1N4728A SERIES

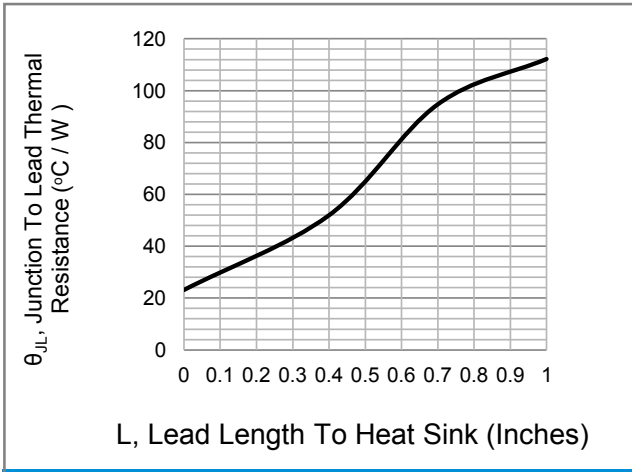


Fig.7 Thermal Resistance Versus Lead Length

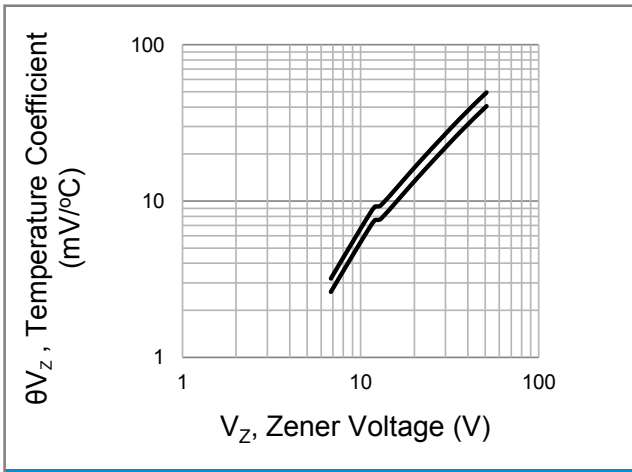


Fig.8 Temperature Coefficient (+25 $^{\circ}\text{C}$ To +150 $^{\circ}\text{C}$ Temperature Range ; 90% Of The Units Are In The Ranges Indicated)



1N4728A SERIES

Part No_packing code_Version

1N4728A_AY_10001
1N4728A_B0_00001
1N4728A_B0_10001
1N4728A_R2_00001
1N4728A_R2_10001

For example :

RB500V-40_R2_00001



Packing Code XX				Version Code XXXXX		
Packing type	1 st Code	Packing size code	2 nd Code	HF or RoHS	1 st Code	2 nd ~5 th Code
Tape and Ammunition Box (T/B)	A	N/A	0	HF	0	serial number
Tape and Reel (T/R)	R	7"	1	RoHS	1	serial number
Bulk Packing (B/P)	B	13"	2			
Tube Packing (T/P)	T	26mm	X			
Tape and Reel (Right Oriented) (TRR)	S	52mm	Y			
Tape and Reel (Left Oriented) (TRL)	L	PANASERT T/B CATHODE UP (PBCU)	U			
FORMING	F	PANASERT T/B CATHODE DOWN (PBCD)	D			



1N4728A SERIES

Disclaimer

- Reproducing and modifying information of the document is prohibited without permission from Panjit International Inc..
- Panjit International Inc. reserves the rights to make changes of the content herein the document anytime without notification. Please refer to our website for the latest document.
- Panjit International Inc. disclaims any and all liability arising out of the application or use of any product including damages incidentally and consequentially occurred.
- Panjit International Inc. does not assume any and all implied warranties, including warranties of fitness for particular purpose, non-infringement and merchantability.
- Applications shown on the herein document are examples of standard use and operation. Customers are responsible in comprehending the suitable use in particular applications. Panjit International Inc. makes no representation or warranty that such applications will be suitable for the specified use without further testing or modification.
- The products shown herein are not designed and authorized for equipments requiring high level of reliability or relating to human life and for any applications concerning life-saving or life-sustaining, such as medical instruments, transportation equipment, aerospace machinery et cetera. Customers using or selling these products for use in such applications do so at their own risk and agree to fully indemnify Panjit International Inc. for any damages resulting from such improper use or sale.
- Since Panjit uses lot number as the tracking base, please provide the lot number for tracking when complaining.

Mouser Electronics

Authorized Distributor

Click to View Pricing, Inventory, Delivery & Lifecycle Information:

Panjit:

[1N4749A_R2_10001](#) [1N4749A_R2_00001](#) [1N4749A_AY_10001](#) [1N4749A_B0_10001](#) [1N4749A_AY_00001](#)
[1N4749A_B0_00001](#)