
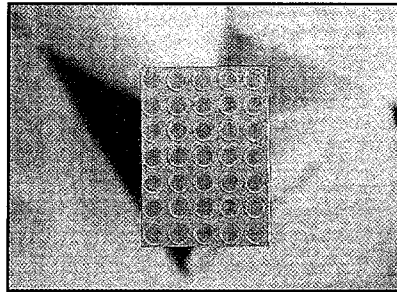


APPLICATIONS

- Instrument Panels
- Test Equipment
- Information Displays

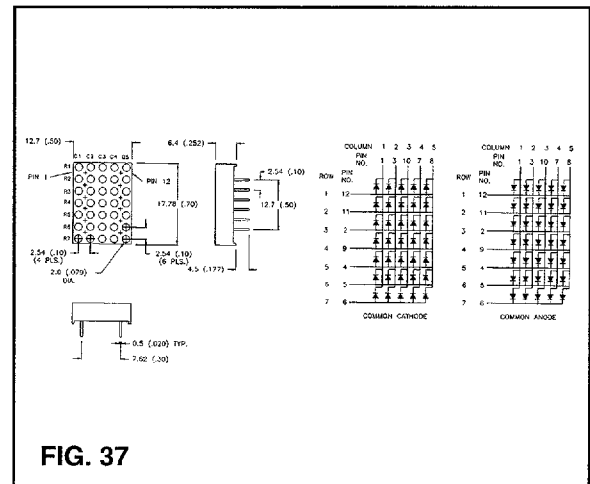
OPTIONS AVAILABLE

- Right Angle Pins (Tooling Applied)
- Bicolor Red/Green
- Face & Segment Colors
- Graded Groups for Color/Intensity (See Page 5)



PRODUCT SELECTION

.70" (5x7) Dot Matrix Displays						
Lumex Part Nbr	λp (nm)	Iv μCd @10mA(TYP)	Color	Comm Pin	Face Seg	Fig Nbr
LDM-07457MI	625	3800	RED	(+)	Grey/White	37
LDM-07457NI	625	3800	RED	(-)	Grey/White	37
LDM-07657MI	660	7000	SUP-RED	(+)	Grey/White	37
LDM-07657NI	660	7000	SUP-RED	(-)	Grey/White	37
LDM-07257MI	565	2900	GREEN	(+)	Grey/White	37
LDM-07257NI	565	2900	GREEN	(-)	Grey/White	37



PRODUCT SELECTION

1.2" (5X7) Dot Matrix Displays						
Lumex Part Nbr	λp (nm)	Iv μCd @10mA(TYP)	Color	Comm Pin	Face Seg	Fig Nbr
LDM-1457MI	625	4000	RED	(+)	Grey/White	38
LDM-1457NI	625	4000	RED	(-)	Grey/White	38
LDM-1657MI	660	8000	SUP-RED	(+)	Grey/White	38
LDM-1657NI	660	8000	SUP-RED	(-)	Grey/White	38
LDM-1257MI	565	3000	GREEN	(+)	Grey/White	38
LDM-1257NI	565	3000	GREEN	(-)	Grey/White	38

