



Inductors, Variable, Miniature, Radial Leaded



ELECTRICAL SPECIFICATIONS

Adjustable Inductance Range: Tunable range: $\pm 20\%$ for 0.33 μH to 4700 μH . $\pm 15\%$ for 0.15 μH to 0.22 μH . $\pm 10\%$ for 0.10 μH . All measurements at + 25 °C on Q-meter

Operating Temperature: - 55 °C to + 125 °C

Self-Resonant Frequency: Minimum SRF measured with grid-dip meter

FEATURES

- Classification is grade 2, class B
- Encapsulated in epoxy resin for reliability
- High reliability and exceptional stability over extreme temperature variations
- Miniature - small lightweight unit in vertical and horizontal styles to facilitate PC board mounting
- Material categorization: For definitions of compliance please see www.vishay.com/doc?99912



RoHS COMPLIANT

MECHANICAL SPECIFICATIONS

Tuning Tool: 642867-01 or equal

Torque: 0.75 inch-ounces to 5 inch-ounces

Terminal Solderability: Meets 5 pound pull test

Core Material: iron

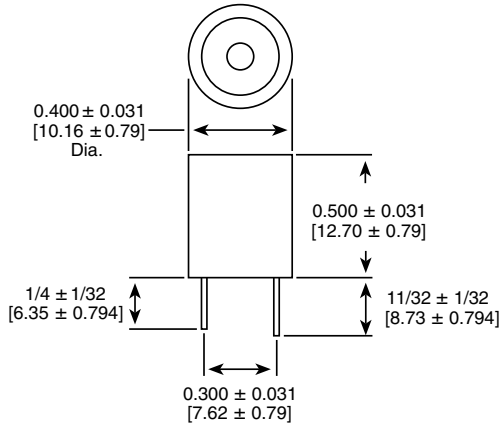
DENSITY SPECIFICATIONS

Weight: 2.6 g maximum

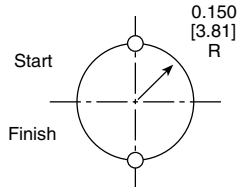
STANDARD ELECTRICAL SPECIFICATIONS							
MODEL	NOM. IND. (μH)	TUNABLE RANGE	Q MIN.	TEST FREQUENCY (MHz)	SRF MIN. (MHz)	DCR MAX. (Ω)	RATED DC CURRENT (mA)
VIV-VIH	0.10	$\pm 10\%$	68	25	300	0.02	3500
VIV-VIH	0.15	$\pm 15\%$	80	25	300	0.035	2600
VIV-VIH	0.22	$\pm 15\%$	80	25	300	0.04	2500
VIV-VIH	0.33	$\pm 20\%$	80	25	267	0.04	2500
VIV-VIH	0.47	$\pm 20\%$	80	25	228	0.05	2200
VIV-VIH	0.68	$\pm 20\%$	80	25	190	0.07	1850
VIV-VIH	1.0	$\pm 20\%$	72	25	164	0.13	1350
VIV-VIH	1.5	$\pm 20\%$	56	7.9	134	0.24	1000
VIV-VIH	2.2	$\pm 20\%$	58	7.9	108	0.30	890
VIV-VIH	3.3	$\pm 20\%$	64	7.9	90	0.45	730
VIV-VIH	4.7	$\pm 20\%$	60	7.9	80	0.80	550
VIV-VIH	6.8	$\pm 20\%$	64	7.9	64	1.1	460
VIV-VIH	10.0	$\pm 20\%$	66	7.9	54	1.9	355
VIV-VIH	15.0	$\pm 20\%$	52	2.5	43	3.2	270
VIV-VIH	22.0	$\pm 20\%$	44	2.5	14	3.4	265
VIV-VIH	33.0	$\pm 20\%$	43	2.5	12	3.6	255
VIV-VIH	47.0	$\pm 20\%$	41	2.5	10.5	4.5	230
VIV-VIH	68.0	$\pm 20\%$	44	2.5	9.5	5.5	210
VIV-VIH	100.0	$\pm 20\%$	40	2.5	8.5	6.7	190
VIV-VIH	150.0	$\pm 20\%$	40	0.79	2.4	11	150
VIV-VIH	220.0	$\pm 20\%$	40	0.79	2.2	13	135
VIV-VIH	330.0	$\pm 20\%$	38	0.79	1.8	16	120
VIV-VIH	470.0	$\pm 20\%$	36	0.79	1.5	18	115
VIV-VIH	680.0	$\pm 20\%$	34	0.79	1.4	21	105
VIV-VIH	1000.0	$\pm 20\%$	32	0.79	1.1	38	80
VIV-VIH	1500.0	$\pm 20\%$	32	0.25	0.90	54	65
VIV-VIH	2200.0	$\pm 20\%$	35	0.25	0.80	66	60
VIV-VIH	3300.0	$\pm 20\%$	37	0.25	0.70	85	54
VIV-VIH	4700.0	$\pm 20\%$	38	0.258	0.60	99	49

DIMENSIONAL CONFIGURATIONS in inches [millimeters]

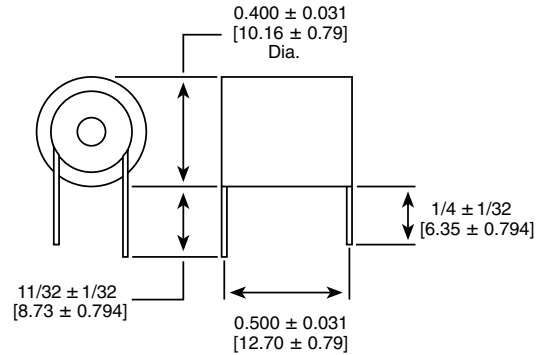
VIV (Vertical)



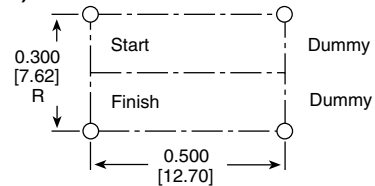
Mounting Plate Data VIV (Vertical)



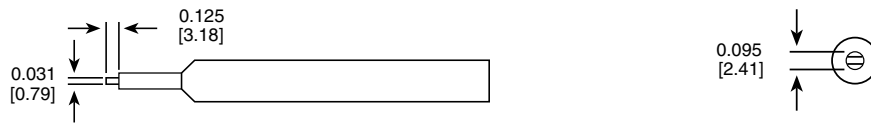
VIH (Horizontal)



Mounting Plate Data VIH (Horizontal)



Tuning Tool Number 642867-01



PART MARKING

- Manufacturer data printed

ORDERING INFORMATION

VIV	0.10 μH	10 %	EB	e2
MODEL	INDUCTANCE VALUE	INDUCTANCE TOLERANCE	PACKAGE CODE	JEDEC LEAD (Pb)-FREE STANDARD

GLOBAL PART NUMBER

<div style="display: flex; justify-content: space-around;"> <div style="border: 1px solid black; padding: 2px;">V</div> <div style="border: 1px solid black; padding: 2px;">I</div> <div style="border: 1px solid black; padding: 2px;">V</div> </div> <p>MODEL</p>	<div style="display: flex; justify-content: space-around;"> <div style="border: 1px solid black; padding: 2px;">E</div> <div style="border: 1px solid black; padding: 2px;">B</div> </div> <p>PACKAGE CODE</p>	<div style="display: flex; justify-content: space-around;"> <div style="border: 1px solid black; padding: 2px;">R</div> <div style="border: 1px solid black; padding: 2px;">1</div> <div style="border: 1px solid black; padding: 2px;">0</div> </div> <p>INDUCTANCE VALUE</p>	<div style="border: 1px solid black; padding: 2px; width: 20px; margin: 0 auto;">K</div> <p>INDUCTANCE TOLERANCE</p>
---	--	--	--



Disclaimer

ALL PRODUCT, PRODUCT SPECIFICATIONS AND DATA ARE SUBJECT TO CHANGE WITHOUT NOTICE TO IMPROVE RELIABILITY, FUNCTION OR DESIGN OR OTHERWISE.

Vishay Intertechnology, Inc., its affiliates, agents, and employees, and all persons acting on its or their behalf (collectively, "Vishay"), disclaim any and all liability for any errors, inaccuracies or incompleteness contained in any datasheet or in any other disclosure relating to any product.

Vishay makes no warranty, representation or guarantee regarding the suitability of the products for any particular purpose or the continuing production of any product. To the maximum extent permitted by applicable law, Vishay disclaims (i) any and all liability arising out of the application or use of any product, (ii) any and all liability, including without limitation special, consequential or incidental damages, and (iii) any and all implied warranties, including warranties of fitness for particular purpose, non-infringement and merchantability.

Statements regarding the suitability of products for certain types of applications are based on Vishay's knowledge of typical requirements that are often placed on Vishay products in generic applications. Such statements are not binding statements about the suitability of products for a particular application. It is the customer's responsibility to validate that a particular product with the properties described in the product specification is suitable for use in a particular application. Parameters provided in datasheets and/or specifications may vary in different applications and performance may vary over time. All operating parameters, including typical parameters, must be validated for each customer application by the customer's technical experts. Product specifications do not expand or otherwise modify Vishay's terms and conditions of purchase, including but not limited to the warranty expressed therein.

Except as expressly indicated in writing, Vishay products are not designed for use in medical, life-saving, or life-sustaining applications or for any other application in which the failure of the Vishay product could result in personal injury or death. Customers using or selling Vishay products not expressly indicated for use in such applications do so at their own risk. Please contact authorized Vishay personnel to obtain written terms and conditions regarding products designed for such applications.

No license, express or implied, by estoppel or otherwise, to any intellectual property rights is granted by this document or by any conduct of Vishay. Product names and markings noted herein may be trademarks of their respective owners.

Material Category Policy

Vishay Intertechnology, Inc. hereby certifies that all its products that are identified as RoHS-Compliant fulfill the definitions and restrictions defined under Directive 2011/65/EU of The European Parliament and of the Council of June 8, 2011 on the restriction of the use of certain hazardous substances in electrical and electronic equipment (EEE) - recast, unless otherwise specified as non-compliant.

Please note that some Vishay documentation may still make reference to RoHS Directive 2002/95/EC. We confirm that all the products identified as being compliant to Directive 2002/95/EC conform to Directive 2011/65/EU.

Vishay Intertechnology, Inc. hereby certifies that all its products that are identified as Halogen-Free follow Halogen-Free requirements as per JEDEC JS709A standards. Please note that some Vishay documentation may still make reference to the IEC 61249-2-21 definition. We confirm that all the products identified as being compliant to IEC 61249-2-21 conform to JEDEC JS709A standards.