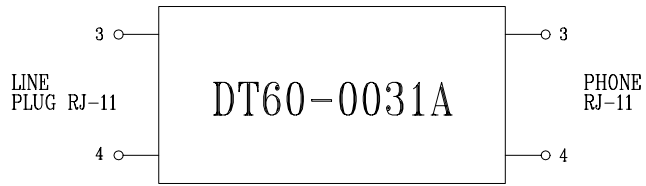
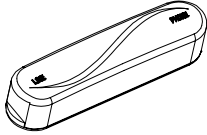


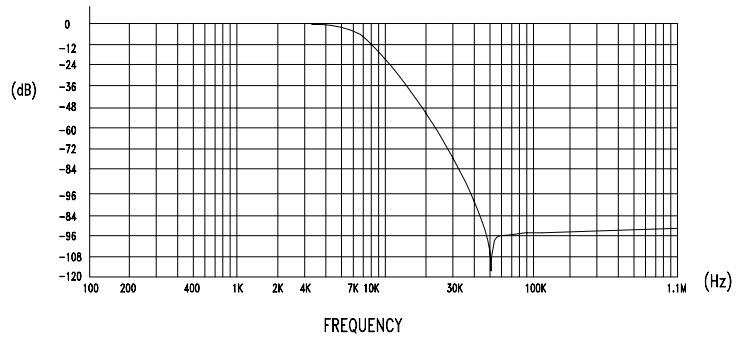


ADSL MICROFILTER

DT60-0031A

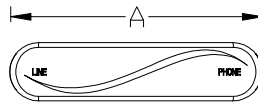


- The ADSL low pass filter is used to block any noise generated by other phones, fax's being introduced on the POT line.
- The filter with four orders is used to separate and reduce the voice band harmonics.



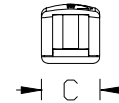
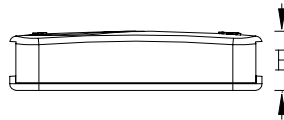
FEATURE

- Meeting UL-1950, UL94V-0
- Operation Temperature -10°C to $+70^{\circ}\text{C}$
- The POT splitter and low-pass filter will not affect the normal use of telephone service even the power supply or itself fails.
- Electrical characteristics meets Annex E.2 of ITU-T Rec.G.992.1
- Attenuation Distortion meet Annex E.2.3.1.3 of ITU-T Rec.G.992.1
- Return Loss meet Annex E.2.3.1.1 of ITU-T Rec.G.992.1



UNIT: mm

- A = 95.5 ± 1.0
- B = 21.50 ± 1.0
- C = 23.00 ± 1.0



ELECTRICAL CHARACTERISTICS		
3dB CUTOFF FREQUENCY		7KHz
D.C CHARACTERISTICS	D.C.C.	100 mA
	D.C.R.	25Ω Max.
	I.R.	>5M Ω @TIP TO GND & RING TO GND
INSERTION LOSS	SHORT LOOP	1.0dB Max. @1004Hz
	LONG LOOP	0.75dB Max. @1004Hz
ATTENUATION DISTORTION	SHORT LOOP	±1.5dB @0.2KHz ~ 3.4KHz
	SHORT LOOP	±2.0dB @3.4KHz ~ 4.0KHz
	LONG LOOP	+0.5/-1.5dB @0.2KHz ~ 3.4KHz
	LONG LOOP	+1.0/-1.5dB @3.4KHz ~ 4.0KHz
DELAY DISTORTION	SHORT LOOP	200uS @0.6KHz ~ 3.2KHz
	SHORT LOOP	250uS @0.2KHz ~ 4.0KHz
	LONG LOOP	200uS @0.6KHz ~ 3.2KHz
	LONG LOOP	250uS @0.2KHz ~ 4.0KHz
RETURN LOSS	ERL	6dB Min.
	SRL-L	5dB Min.
	SRL-H	3dB Min.
LONGITUDINAL BALANCE		58dB Min. @0.2KHz ~ 1KHz
		53dB Min. @3KHz
ATTENUATION		65dB Min. @30KHz ~ 300KHz
		55dB Min. @300KHz ~ 1104KHz
IMPEDANCE		600 Ω @300Hz ~ 3.4KHz