

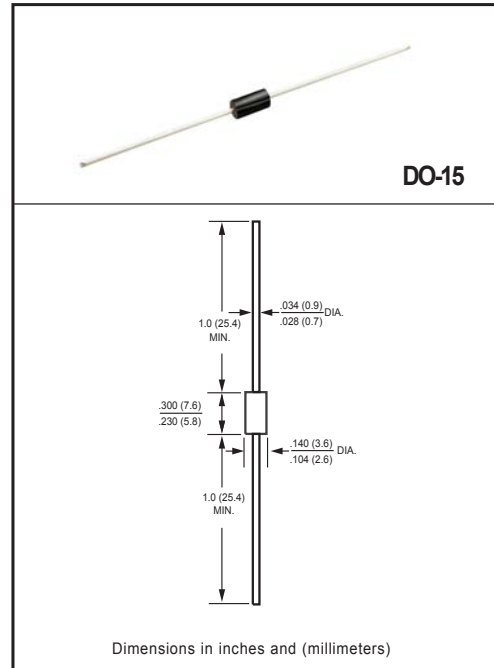
SIDACTOR

FEATURES

- * Low switching noise
- * Low forward voltage drop
- * High current capability
- * High switching capability
- * High surge capability
- * High reliability

MECHANICAL DATA

- * Case: Molded plastic
- * Epoxy: Device has UL flammability classification 94V-0
- * Lead: MIL-STD-202E method 208C guaranteed
- * Metallurgically bonded construction
- * Mounting position: Any
- * Weight: 0.38 gram



MAXIMUM RATINGS AND ELECTRICAL CHARACTERISTICS

Ratings at 25 °C ambient temperature unless otherwise specified.
Single phase, half wave, 60 Hz, resistive or inductive load.
For capacitive load, derate current by 20%.

MAXIMUM RATINGS (@ TA=25 °C unless otherwise noted)

RATINGS	SYMBOL	RL058A	RL065A	RL075A	RL160A	RL190A	RL220A	RL275A	RL320A	UNITS	
Off-state Capacitance (Note 1)	C _O	85			38			35		pF	
Peak One-Cycle Surge Current (Note 2)	I _{TSM}	50									Amps

ELECTRICAL CHARACTERISTICS (@TA=25 °C unless otherwise noted)

CHARACTERISTICS	SYMBOL	RL058A	RL065A	RL075A	RL160A	RL190A	RL220A	RL275A	RL320A	UNITS	
Peak Off-state Voltage @I _{DRM} = 5uA	V _{DRM}	58	65	75	160	190	220	275	320	V	
Switching Voltage @I _S = 800mA (Note 3)	V _S	77	88	98	220	260	300	350	400	V	
Minimum On-state Voltage at 1.0A	V _T	4									Volts
Holding Current	I _H	150									mA

- NOTES : 1. Off-state capacitance is measured at 10KHz @0.3V with a DC48V bias.
2. Surge rating test standard : 10/100uS.
3. V_S is measured at 100V/uS.
4. "Fully ROHS compliant", "100% Sn plating (Pb-free)".

RATING AND CHARACTERISTICS CURVES (RL058A THRU RL320A)

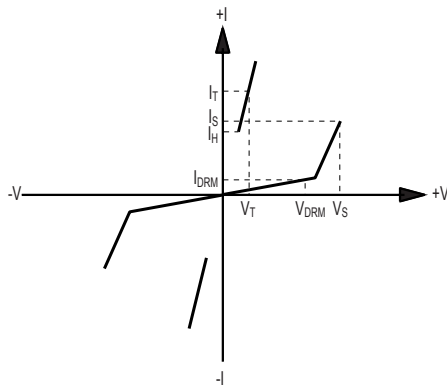


FIG.1 V-I CHARACTERISTICS

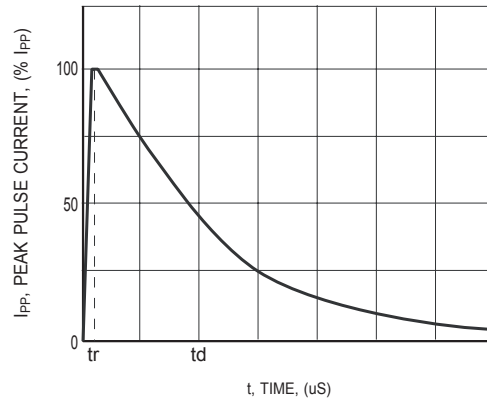


FIG.2 PULSE WAVE-FORM

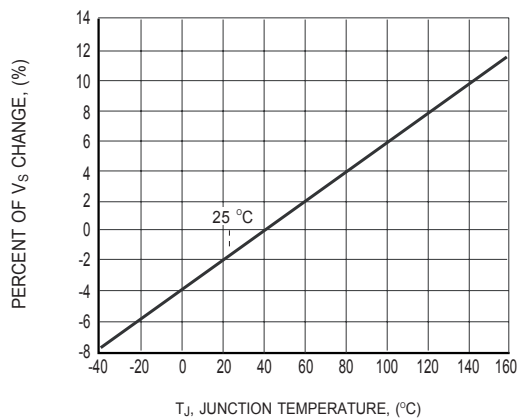


FIG.3 NORMALIZED V_S CHANGE vs. JUNCTION TEMPERATURE

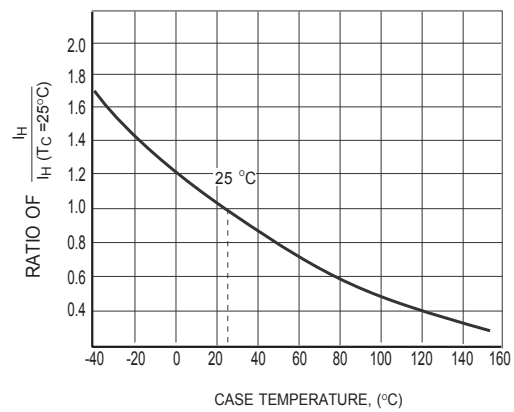


FIG.4 NORMALIZED DC HOLDING CURRENT vs. CASE TEMPERATURE

DISCLAIMER NOTICE

Rectron Inc reserves the right to make changes without notice to any product specification herein, to make corrections, modifications, enhancements or other changes. Rectron Inc or anyone on its behalf assumes no responsibility or liability for any errors or inaccuracies. Data sheet specifications and its information contained are intended to provide a product description only. "Typical" parameters which may be included on RECTRON data sheets and/ or specifications can and do vary in different applications and actual performance may vary over time. Rectron Inc does not assume any liability arising out of the application or use of any product or circuit.

Rectron products are not designed, intended or authorized for use in medical, life-saving implant or other applications intended for life-sustaining or other related applications where a failure or malfunction of component or circuitry may directly or indirectly cause injury or threaten a life without expressed written approval of Rectron Inc. Customers using or selling Rectron components for use in such applications do so at their own risk and shall agree to fully indemnify Rectron Inc and its subsidiaries harmless against all claims, damages and expenditures.