





Wall Board Adapters

MWBA1



MWBA-2G




Part Number	Description	Std. Pkg. Qty.	Std. Ctn. Qty.
Single Gang Wall Board Adapter			
MWBA1	Replacement for single gang in-wall box. Mounting hole spacing of 3.28" (83.5mm).	1	10


Part Number	Description	Std. Pkg. Qty.	Std. Ctn. Qty.
Double Gang Wall Board Adapter			
MWBA-2G	Replacement for double gang in-wall boxes. Mounting hole spacing of 3.28" (83.5mm).	1	10

ORDERING INFORMATION:
Order number of pieces required, in multiples of Standard Package Quantity.

In-Wall Box Adapters



MIWBA



MIWDBA


Part Number	Description	Color	Std. Pkg. Qty.	Std. Ctn. Qty.
MIWBAIW	Allows mounting of MINI-COM™ and MOD-COM™ single gang Faceplates and 4 module boxes to double gang in-wall boxes and box eliminators, both horizontally and vertically. Also allows a 4 module space box to be mounted perpendicular to a single gang in-wall box.	Off White	1	10
MIWBAEI		Elec. Ivory	1	10
MIWBAIG		Light Gray	1	10
MIWBAWH		White	1	10
MIWBABL		Black	1	10
MIWDBAIW	Allows mounting of MOD-COM sloped box and square DIN Faceplates to single gang and double gang in-wall boxes and box eliminators. Also allows square DIN faceplates to be mounted over square DIN in-wall box.	Off White	1	10
MIWDBAEI		Elec. Ivory	1	10
MIWDBAIG		Light Gray	1	10
MIWDBAWH		White	1	10
MIWDBABL		Black	1	10

ORDERING INFORMATION:
Order number of pieces required, in multiples of Standard Package Quantity.



Snap-In Faceplate Extender

MFFPE



- For use when depth inside modular furniture base is limited


Part Number	Description	Color	Std. Pkg. Qty.	Std. Ctn. Qty.
Faceplate Extender				
MFFPEIW	Extends snap-in faceplate approximately 1/2". Accepts MINI-COM™ CFFP and MOD-COM™ MFFP4 and MFPH4 modular faceplates. Fits into same breakout size as MFFP faceplate.	Off White	1	10
MFFPEEI		Elec. Ivory	1	10
MFFPEIG		Light Gray	1	10
MFFPEWH		White	1	10
MFFPEBL		Black	1	10

ORDERING INFORMATION:

Order number of pieces required, in multiples of Standard Package Quantity.

Herman Miller Adapter

MFFPHMBL



- For use with Herman Miller modular furniture with 3" x 1.875" opening

Herman Miller Adapter


MFFPHMBL	Adapter to use MINI-COM™ CFFP and MOD-COM™ MFFP and MFPH snap-in faceplates with Herman Miller modular furniture. Converts a 3" x 1.875" opening into a 2.688" x 1.375" (68.58 x 35.05) opening.	Black	1	10
----------	--	-------	---	----

ORDERING INFORMATION:

Order number of pieces required, in multiples of Standard Package Quantity.

Punch Die

MFFD



- For use with plastic or metal furniture. Requires hydraulic driver such as a GreenLee #7804SB.



Part Number	Description	Std. Pkg. Qty.
Punch Die		
MFFD	Punch Die cuts a rectangular hole in base of modular furniture to accept MINI-COM™ CFFP and MOD-COM™ MFFP. MFFP2I and MFPH snap-in faceplates	1

ORDERING INFORMATION:

Order number of pieces required, in multiples of Standard Package Quantity.



**Tombstone (Floor Box)
Adapter Plate**





- Accepts snap-in faceplates
- Up to four connector modules per faceplate

Part Number	Description	Std. Pkg. Qty.	Std. Ctn. Qty.
Tombstone Adapter Plate			
MSP500W	Allows MINI-COM™ and MOD-COM™ snap-in faceplates to be mounted to Walker floor box service fitting Part No. 500 (Tombstone).	1	10

ORDERING INFORMATION:

Order number of pieces required, in multiples of Standard Package Quantity.

**In-Floor Box
Adapter Plate**



- Accepts single gang faceplates
- Up to six connector modules per faceplate

Part Number	Description	Std. Pkg. Qty.	Std. Ctn. Qty.
In-Floor Box Adapter Plate			
MIFBA	Allows MINI-COM™ and MOD-COM™ Single Gang Faceplates to be mounted to Walker in-floor boxes. Part No. WF3 Two adapter plates will fit into one Walker box.	1	10


ORDERING INFORMATION:

Order number of pieces required, in multiples of Standard Package Quantity.

Modular Plugs and Tools

Used to mass-terminate solid or stranded modular or twisted pair cable. Tools provide fast installation.

Modular Plugs



Plugs into industry standard modular jack.

- Plug housing is clear polycarbonate material
- Contacts are plated with 50 micro-inches of gold for maximum performance



Part Number	No. of Positions	No. of Wires	Conductor Insulation Diameter	Std. Pkg. Qty.	Std. Ctn. Qty.
Twisted Pair (Solid)--24-26 AWG					
MP66SO-L	6	6	.034" (.86mm)	50	250
MP88SO-L	8	8		50	250
MP88KSO-L	8 Keyed for Data	8		50	250

Flat-Oval (Stranded)--26 AWG


MP64-L	6	4	.038" (.97mm)	50	250
MP66-L	6	6		50	250
MP88-L	8	8		50	250
MP88K-L	8 Keyed for Data	8		50	250

ORDERING INFORMATION:

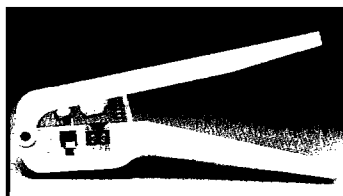
Order number of pieces required, in multiples of Standard Package Quantity.

Installation Tools

Control Cycle



Light Duty



Part Number	Description	Std. Ctn. Qty.
-------------	-------------	----------------

Crimp Tools and Dies

CT-6	Crimp tool and Die for 6 position (RJ11 Type) modular plugs	1
CT-8	Crimp Tool and Die for 8 position (RJ45 Type) keyed and non-keyed modular plugs	1

Dies Only

CD-6	Crimp Die only. For 6 position (RJ11 Type) modular plugs	1
CD-8	Crimp Die only. For 8 position (RJ45 Type) keyed and non-keyed modular plugs	1

Complete Tool (with integral die set)


CT-MP6LD	Crimps 6 position plugs. for stranded cable only	1
----------	--	---

ORDERING INFORMATION:


Order number of pieces required, in multiples of Standard Package Quantity.

Crimped Coax Connectors

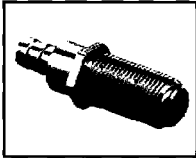
BNC Straight Jack




BNC Straight Plug



F Straight Jack



F Straight Plug





Part Number	Coupling Style	RG/U Cable Sizes	Dimensions in. (mm)			Nominal Insulation Outside Dia.	Std. Pkg. Qty.
			A	B	C		
† BNC15F17S12-X	BNC	58, 58P	1.35 (54.3)	.43 (10.9)	--	.195" (4.9)	10
† BNC15F18S12-X		59, 62 59P, 62P	1.37 (34.8)	.43 (10.9)	--	.242" (6.1)	10
BNC15M11S11-X	BNC	58	1.08 (27.4)	.56 (14.2)	--	.195" (4.9)	10
BNC15M12S11-X		59, 62			--	.242" (6.1)	10
F15F10S11-X	F (3/8"-32)	6	1.31 (33.3)	.43 (11.0)		.275" (7.0)	10
F15F12S11-X		59				.242" (6.1)	10
F15M10S11-X	F (3/8"-32)	6	.73 (18.5)	.43 (11.0)		.275" (7.0)	10
F15M12S11-X		59				.242" (6.1)	10

ORDERING INFORMATION:

Order number of pieces required, in multiples of Standard Package Quantity.

† For use with coax module base MMT CJ - see page 46.

Crimping Tools



Part Number	Description	Std. Pkg. Qty.
B33BT1	Tool (frame only--order dies separately) Provides tool-controlled crimps Ratchet-action with mid-cycle release Jaw die set alignment pin Crimps RG58, 59, 62/U sizes (and center conductor) Compact, lightweight, durable Textured plastic grips Weighs less than a pound	1
B33DS1	Die set for F connectors	1
B33DS2	Die set for BNC/TNC connectors	1
B33CT2	Crimps RG58, 59, 62/U sizes (and center conductor)	1
B33CT3	Crimps RG59 and 6/U sizes	1
	Both tools provide installer-controlled crimps Heavy duty construction Rubberized grips Weight: 1½ pounds	


ORDERING INFORMATION:

Order number of pieces required in multiples of Standard Package Quantity.

Note: The B33BT1 crimp tool and B33DS2 die set are recommended to crimp shield ring on both **MINI-JACK™** and **PAN-JACK™** Category 5 Shielded Modular Jacks (see pages 19 and 40).


Twist-On Coax Connectors

BNC Straight Plug




Part Number	Coupling Style	RG/U Cable Sizes	Dimensions in. (mm)			Nominal Insulation Outside Dia.	Std. Pkg. Qty.
			A	B	C		
BNC10M11S11-X	BNC	58	1.49 (37.8)	.56 (14.2)	.375 (9.5)	.195" (4.9)	10
BNC10M12S11-X		59, 62				.242" (6.1)	10
BNC10M13S11-X		59P*				.206" (5.2)	10
BNC10M14S11-X		62P*				.218" (5.5)	10

BNC Straight Jack



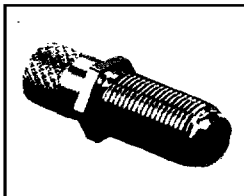
† BNC10F11S11-X	BNC	58	1.09 (27.7)	.49 (12.4)	.375 (9.5)	.195" (4.9)	10
† BNC10F12S11-X		59, 62				.242" (6.1)	10
† BNC10F13S11-X		59P*				.206" (5.2)	10
† BNC10F14S11-X		62P*				.218" (5.5)	10

F Straight Plug



F10M10S11-X	F (3/8"-32)	6	.83 (21.0)	.43 (11.0)	--	.275" (7.0)	10
F10M12S11-X		59				.242" (6.1)	10

F Straight Jack



† F10F10S11-X	F (3/8"-32)	6	1.21 (30.7)	.43 (11.0)	--	.275" (7.0)	10
† F10F12S11-X		59				.242" (6.1)	10

ORDERING INFORMATION:

Order number of pieces required, in multiples of Standard Package Quantity.

† For use with coax module base MMT CJ - see page 46.


Technical Specifications

Termination Type	Normal Impedance	Voltage Rating (@ Sea Level)	Insulation Resistance	Dimensions Withstanding Voltage (@ Sea Level)	Frequency Range	Cable Retention (Pullout)	Operating Temperature Range
Twist-On	50 OHMS	500 Volts RMS (Max)	5000 Megaohms (Min.)	1500 Volts TMS (Max.)	BNC: 0 to 4GHz (Usable to 10GHz) TNC: 0 to 11GHz	40 Lbs.	-67°F to 257°F (-55°C to 125°C)
Crimp							
Twinax	95 OHMS						

COAX CONNECTORS


Twinax Connectors

Straight Plug



Part Number	Coupling Style	RG/U Cable Sizes	Dimensions in. (mm)			Nominal Insulation Outside Dia.	Std. Pkg. Qty.
			A	B	C		
TWX20M15S11-X	TNC (3/4"-20)	Twinax*	1.83 (49.0)	.75 (19.1)	.88 (22.4)	.330" (8.4)	10

Straight Jack



† TWX20F15S11-X	TNC (3/4"-20)	Twinax*	1.72 (43.7)	.75 (19.1)	.78 (19.8)	.330" (8.4)	10

ORDERING INFORMATION:


Order number of pieces required, in multiples of Standard Package Quantity.

*Most types of shielded Twinax cables (such as Belden 9207, Dearborn 6207, IBM 73662, etc.)

† For use with coax module base MMTJ - see page 46.


BNC Adapters

Tee Adapter



Part Number	Coupling Style	Dimensions in. (mm)			Std. Pkg. Qty.
		A	B	C	
BNC2T1-X	Jack-Plug-Jack	1.28 (32.5)	1.02 (25.9)	.56 (14.2)	10

Bulkhead Adapter



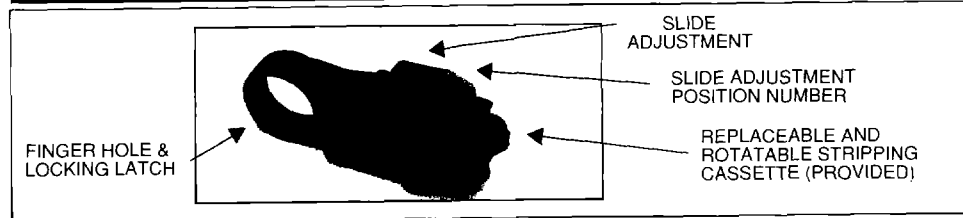
BNCFBNCFB11-X	Jack-Jack	1.42 (36.0)	.54 (13.7)	.71 (18.0)	10
	MOUNTING LAYOUT DIAMETER: .500" (12.7) FLAT: .470" (11.9) MAX. PANEL THICKNESS: .175" (4.4)				

Coax Cable Stripping Tool

Strips Braid and Dielectric Insulation to the Proper Lengths

- Easy to Use...**
1. Place cable in open tool at proper length.
 2. Move slide adjustment to 1st position, rotate tool around cable.
 3. Move slide adjustment to 2nd & 3rd position, rotating tool each time.
 4. Pull out properly stripped cable and terminate.

Part Number	For Connector Type	Description	Std. Pkg. Qty.
B11ST	Twist-on	Tool and B11SC Cassette	1
B33ST	Crimped	Tool and B33SC Cassette	1



Replacement Cassette

B11SC	Twist-on	For B11ST tool	1
B33SC	Crimped	For B33ST tool	1

ORDERING INFORMATION:

Order number of pieces required, in multiples of Standard Package Quantity.

Extends the Life of Stripping Tool

