

SMT GATE DRIVE TRANSFORMERS

Ruggedized



PL207X



- R** Operating & Storage Temperature: -55°C to +125°C
- R** 1500Vrms (380Vrms continuous)
- R** Basic Insulation (1.4mm creepage/clearance and operational available)
- R** Tin/Lead Finish: Sn63/Pb37
- R** Moisture Sensitivity Level: 3

Electrical Specifications @ 25°C - Operating Temperature - 55°C to 125°C⁵

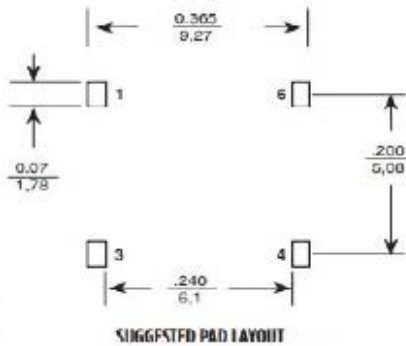
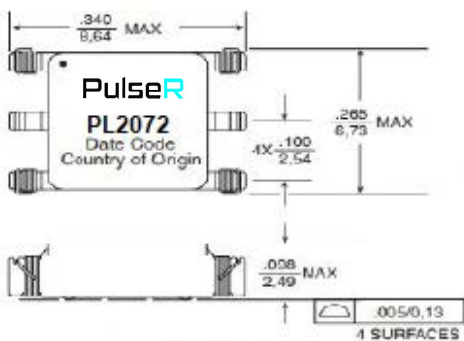
Part Number	Turns Ratio	Pri-Sec Insulation (VRMS)	MAX ¹ V*μsec	Primary Inductance (μH MIN)	Leakage Inductance (μH Max)	DCR Primary (Ω MAX)	DCR Secondary (Ω MAX)	Package Size (LxWxH) (mm MAX)
PL2072	1:1	1500	12	403	0.46	0.60	0.60	8.6 x 6.7 x 2.5
PL2073	1:1:1	1500	20	437	0.85	0.85	0.85	8.6 x 6.7 x 3.6

Notes:

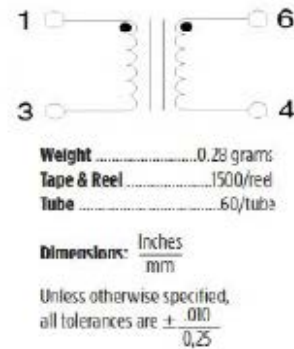
- The maximum volt-μsec limits the peak flux density to 2800 Gauss when used in a unipolar drive application. For bi-polar drive applications, a maximum volt-μsec of two times this rating is acceptable:-
(i.e. 2* (volt* μsec rating) Volt*μsec = (voltage applied to the primary) * dutycycle / Frequency =V* alpha/ Freq_Hz =V*μsec.
- Leakage inductance is measured at primary terminals with all secondaries shorted.
- Optional Tape & Reel packaging can be ordered by adding a "T" suffix to the part number (i.e. PL2072 becomes PL2072T).
- Add suffix "NL" for RoHS compliant part: i.e. PL2072 and PL2073 becomes PL2072NL and PL2073NL.
- The temperature of the component (ambient plus temperature rise) must be within the stated operating temperature range.
- Continuous isolation voltage confirmed by 125°C/1000hrs accelerated aging with the bias voltage applied between primary and secondary windings.

PL2072

Mechanical

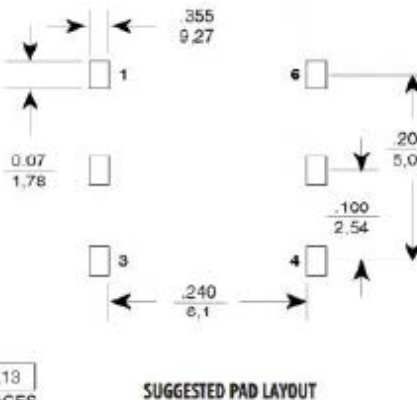
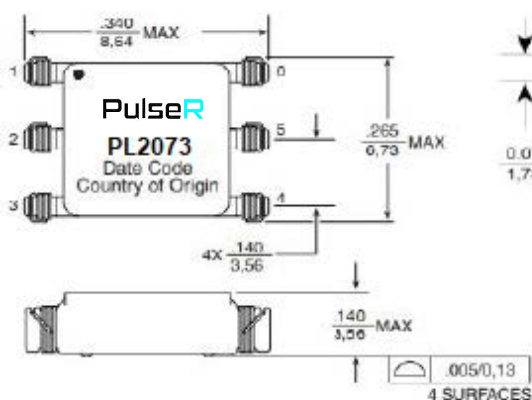


Schematic

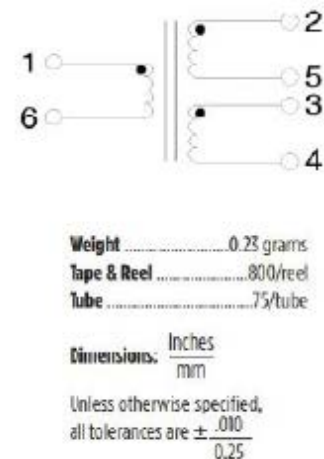


PL2073

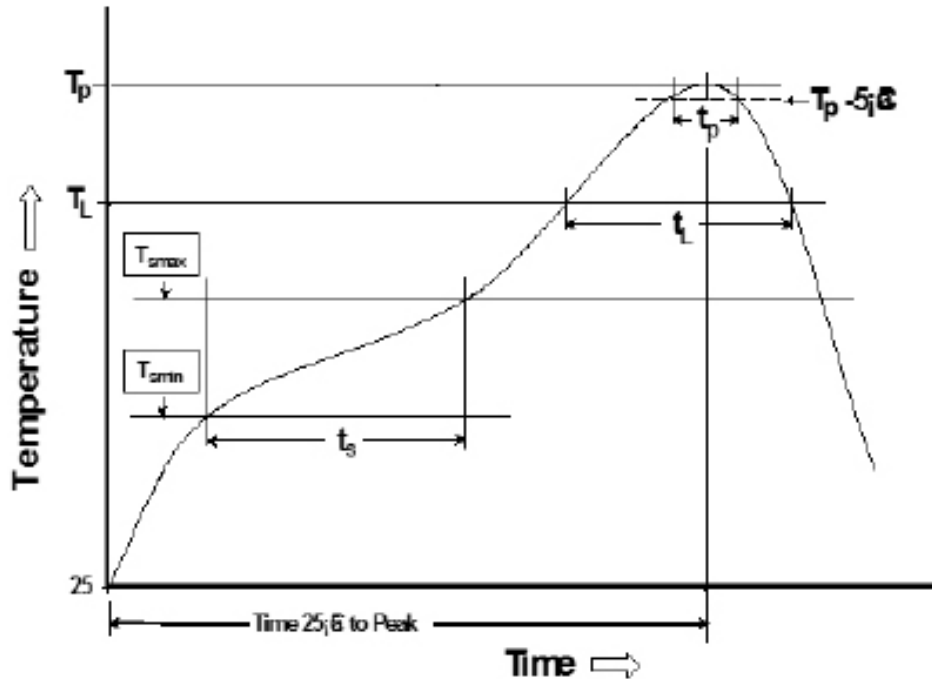
Mechanical



Schematic



Tin/Lead Recommended Reflow Profile (Based on J-STD-020D)



T_{SMIN} (°C)	T_{SMAX} (°C)	T_L (°C)	T_P (°C MAX)	t_s (s)	t_L (s)	t_p (s MAX)	Ramp-up rate (T_L to T_P)	Ramp-down rate (T_P to T_L)	Time 25°C to peak temperature (s MAX)
100	150	183	235	60-120	60-150	20	3°C/s MAX	6°C/s MAX	360

Notes:

1. All temperatures measured on the package leads.
2. Maximum times of reflow cycle: 2.

For More Information

PulseR North America
Headquarters
311 Sinclair Road,
Bristol, PA 19007-1524
U.S.A.

For Global Sales Representatives and Locations Visit:
<http://www.pulseruggedized.com>

Tel: +1.215.781.6400
Fax: +1.215.781.6403

Performance warranty of products offered on this data sheet is limited to the parameters specified. Data is subject to change without notice. Other brand and product names mentioned herein may be trademarks or registered trademarks of their respective owners. © Copyright, 2019. PulseR, LLC. All rights reserved.