

DIAMOND

Fiber Optic Components

FSMA Ø 2.5
MULTIMODE
CONNECTOR
HFS-13/AG

Insertion loss (IL)*	typ	0.6 dB
Return loss (RL)	typ	12 dB
Repeatability	IL:	± 0.2 dB over service life
Service life	min 1000 matings	
Operating temperature	-40 to +85° C.	
Storage temperature	-40 to +90° C.	
Strain relief (cable)	200 N (signal interruption at 10 N)	

* Measurement conditions: per IEC 874-1, Method 7-EMD (CECC 86 000, Method 7), 50/125 µm graded index fiber, $\lambda = 850$ nm, $T = 23^\circ$ C.



APPLICATIONS: Telecommunications, LAN, MAN, WAN, Test & Measurement, Industry, Medical

COMPATIBILITY: With SMA connectors with Ø 2.5 mm ferrules

DESIGN/MATERIALS:

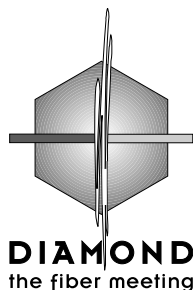
- Fiber alignment: Via patented crimping process
- Polish: Concave
- Ferrule: Ø 2.5 mm tungsten carbide with copper-nickel alloy insert, spring loaded (10 N), anti-rotation keyed, with air pressure relief surface
- Mating adapter: Tungsten carbide sleeve in Inox housing
- External parts: Inox, 1/4"-36 UNS SMA threading
- Cable retention: Coupled to ferrule on cable ODs ≤ 3.5 mm, signal interruption at 10 N

AVAILABLE AS:

- Unterminated connector
- Terminated patch cable, patchcord or pigtail

See ordering information on reverse

TERMINATION TOOLS AND EQUIPMENT: See section on tools and equipment



DIAMOND SA
CH-6616 LOSONE
Via dei Patrizi 5
Tel. ++41-91/785 45 45
Fax ++41-91/785 45 00
e-mail: diamond@diamond-fo.com

Specifications subject to change without notice

002-037-205P006028

Order numbers:

FSMA

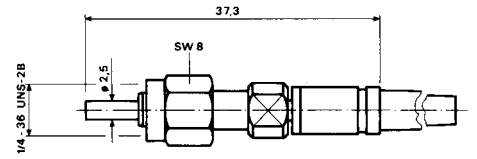
CONNECTOR

Type designation: **HFS-13/AG**
 Ferrule materials: Tungsten carbide/copper-nickel alloy insert
 External parts: Inox
 Polish geometry: Concave

Dimensions Fiber/Cable	Order Number	
	Unterminated connector	Terminated assembly
50/125/900	2 4 0 - 0 0 0 - 0 0 1 L 0 0 0	2 4 0 - x x x - 0 0 1 L x x x
50/125/900/2100	2 4 0 - 0 0 0 - 0 0 2 L 0 0 0	2 4 0 - x x x - 0 0 2 L x x x
50/125/900/2500	2 4 0 - 0 0 0 - 0 0 3 L 0 0 0	2 4 0 - x x x - 0 0 3 L x x x
50/125/900/3000	2 4 0 - 0 0 0 - 0 0 4 L 0 0 0	2 4 0 - x x x - 0 0 4 L x x x
50/125/900/3500	2 4 0 - 0 0 0 - 0 0 5 L 0 0 0	2 4 0 - x x x - 0 0 5 L x x x

Connectors for other fiber and cable dimensions available upon request

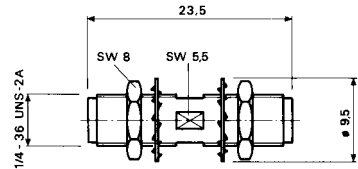
1 2 3 4



MATING ADAPTER

Type designation: **MST-13/A**

Mating sleeve	Material		Order Number
	External parts		
Tungsten carbide	Inox		1 4 7 - 3 0 7 - 9 0 1 V 0 0 1



Order Number Codes

- ¹ Connector code
 - ² Connector code for termination on other end of assembly
 - For pigtails: insert 000
 - For patch assemblies: insert connector code for other connector
 - ³ Code for fiber or cable
 - ⁴ Length in meters
- See ordering information for additional details