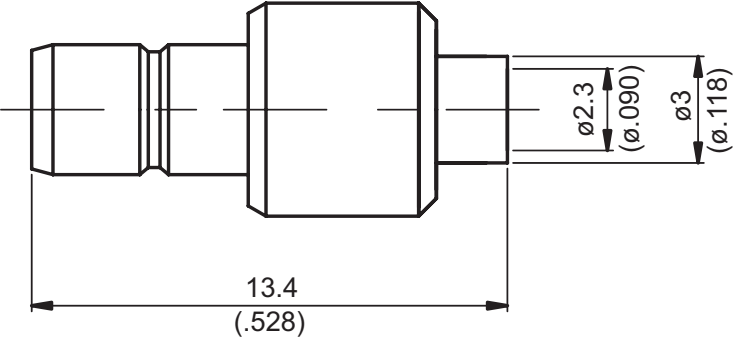


SMB8100-0178	<b>SMB Jack Crimp</b>	<b>50Ω</b>
		
Parts	Material	Plating (Micro-inch)
Insulator	Teflon	
Ferrule	Brass	Gold 5 Over Nickel 50 Over Copper 50
Contact Pin	Brass	Gold 20 Over Nickel 50 Over Copper 50
Barrel	Brass	Gold 5 Over Nickel 50 Over Copper 50
Body	Brass	Gold 5 Over Nickel 50 Over Copper 50
Weight: 1.84 g Suitable Cables: RG178, RG178-FEP, RG196		

This part number complies with RoHS.

Notice: JYEBAO reserves the right to make modifications deemed appropriate.

## CABLE ASSEMBLY INSTRUCTION

SMB8100-0178

JYE BAO CO., LTD.

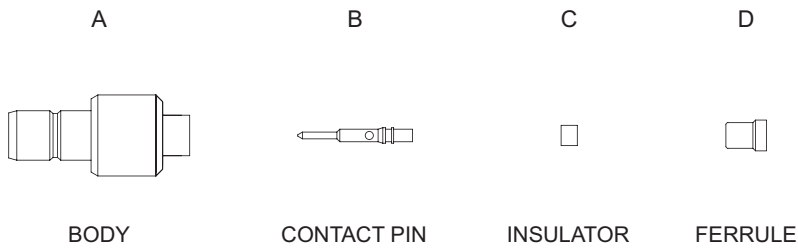



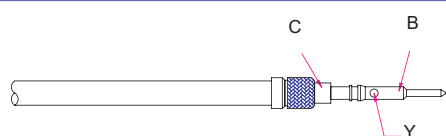
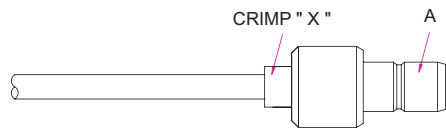


DIAGRAM	ASSEMBLY INSTRUCTION
	Step 1: STRIP AS SHOWN .
	Step 2: SLIDE FERRULE " D " OVER CABLE . Step 3: WRAP THE BRAIDING OVER " D " .
	Step 4: STRIP AS SHOWN .
	Step 5: SLIDE PREPARED CABLE INTO INSULATOR " C " . Step 6: PUT CONTACT PIN " B " ON CENTER CONDUCTOR AND SOLDER IN " Y " .
	Step 7: PUT PREPARED CABLE INTO CONNECTOR BODY " A " AND CRIMP IN " X " .

This part number complies with RoHS.

Notice: JYEBAO reserves the right to make modifications deemed appropriate.