




SPECIFICATIONS

Model Number	RF73	RF52 RF53 RF71**
Test Voltage (kV Peak) 60 Hz	17	17.5
Rated Operating Voltage (kV Peak) DC or 60 Hz	15	12
2.5 MHz	12	12
16 MHz	9	9
32 MHz	7	7
Continuous Current, Carry (Amps, RMS) DC or 60 Hz	45	15
2.5 MHz	35	12
16 MHz	25	6
32 MHz	15	4
Contact Capacitance (pF) Between Open Contacts	1.2	.8
Open Contacts to Ground	1.2	.8
Contact Resistance (mΩ)	5	20
Operate Time (ms. Max.)	4	15, 8**
Release Time (ms. Max.)	4	15, 3**
Pull-in Voltage @ 25° C, 26.5 VDC Coil	16	16
12 VDC Coil	N/A	8
Dropout Voltage @ -55 to 125° C, 26.5 VDC Coil	N/A	1-10
12 VDC Coil	N/A	1-5
Coil Resistance (Ohms ± 10%) 26.5 VDC Coil	80	290
12 VDC Coil	N/A	48
Shock, 1/2 Sine 11 ms. (Peak g's)	30	30
Vibration, Peak g's		
55-500 Hz	10	10
500-1000 Hz	10	-
1000-2000 Hz	10	-
Expected Mechanical Life Cycles (X10 ⁶)	1	1
Weight, Ounces (Grams) Max.	2 (57)	1 (28)

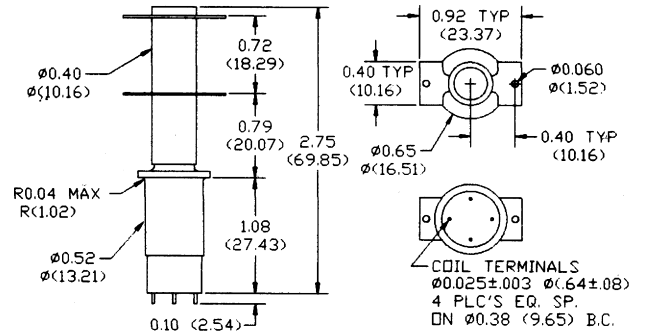
FLANGE CROSS REFERENCE

Model Number	Flange Version
RF52-26S	RF52D-26S
RF53-26S	RF53D-26S



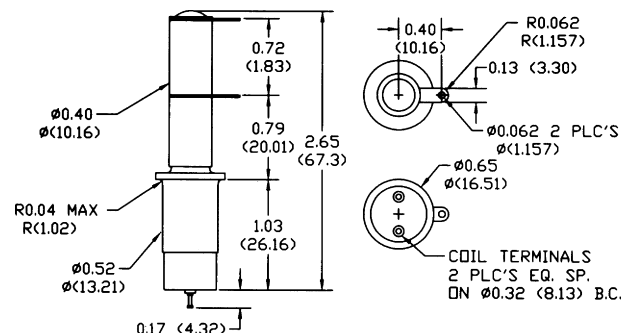
14 kV

- RF73-26S**
 Latching. Compact size. High current rating, 35 Amps RMS at 2.5 MHz. High operating voltage 12 kV Peak at 2.5 MHz. Fast Operating, 4 ms. operating time.
 Note: Requires heat sink, consult factory.



17.5 kV

- RF52-26S**
 Ground isolated.
- RF53-26S**
 N/O version of RF52.
- RF71-12S**
 12 VDC version of RF53. Differences in Operate and Release Time.



FLANGE OUTLINE

