


Automotive MLCC, KAM Series

General Specifications



GENERAL DESCRIPTION

KYOCERA AVX has supported the Automotive Industry requirements for Multilayer Ceramic Capacitors consistently for more than 25 years. Products have been developed and tested specifically for automotive applications and all manufacturing facilities are QS9000 and VDA 6.4 approved.

KYOCERA AVX is using AECQ200 as the qualification vehicle for this transition. A detailed qualification package is available on request and contains results on a range of part numbers.

The KAM series are plated with a Nickel/Tin finish. For FLEXITERM® please refer to the KAF series datasheet

HOW TO ORDER

KAM	31	G	R7	1H	475	K	U
Series	Size	Thickness	Dielectric	Voltage	Capacitance Code Code (in pF)	Capacitance Tolerance	Packaging
AEC-Q200 Tin Nickel Finish	03 = 0201 05 = 0402 15 = 0603 21 = 0805 31 = 1206 32 = 1210 42 = 1808 43 = 1812 55 = 2220	See Cap Chart	CG = COG R7 = X7R S7 = X7S T7 = X7T R8 = X8R L8 = X8L G8 = X8G	0J = 6.3V 1A = 10V 1C = 16V 1E = 25V 1H = 50V 2A = 100V 2D = 200V 2E = 250V 2H = 500V 2J = 630V 3A = 1000V 3N = 1500V 3D = 2000V 3E = 2500V 3U = 3000V	2 Significant Digits +Number of zeros eg 10uF = 106 10nF = 103 47pF = 470	B = ± 0.1pF (<10pF)* C = ± 0.25pF (<10pF)* D = ± 0.5pF (<10pF)* F = ± 1%* G = ± 2%* J = ± 5% K = ± 10% M = ± 20% *COG only	See Table Below

PACKAGING CODES

Code	EIA (inch)	IEC(mm)	7" Paper	7" Embossed	13" Paper	13" Embossed
03	0201	0603	H		N	
05	0402	1005	H		N	
15	0603	1608	T	U	M	L
21	0805	2012	T	U	M	L
31	1206	3216	T	U	M	L
32	1210	3225	T	U	M	L
42	1808	4520		Y		K
43	1812	4532		V		S
55	2220	5750		V		S

COMMERCIAL VS AUTOMOTIVE MLCC PROCESS COMPARISON

	Commercial	Automotive
Administrative	Standard Part Numbers. No restriction on who purchases these parts.	Specific Automotive Part Number. Used to control supply of product to Automotive customers.
Lot Qualification (Destructive Physical Analysis - DPA)	As per EIA RS469	Increased sample plan stricter criteria.
Visual/Cosmetic Quality	Standard process and inspection	100% inspection
Application Robustness	Standard sampling for accelerated wave solder	Increased sampling for accelerated wave solder followed by lot by lot reliability testing.

All Tests have Accept/Reject Criteria 0/1

Automotive MLCC - NP0

Capacitance Range



Case Size		0402			0603				0805						1206						1210									
Length (L)	mm (in.)	1.00 ± 0.10 (0.040 ± 0.004)			1.60 ± 0.15 (0.063 ± 0.006)				2.01 ± 0.20 (0.079 ± 0.008)						3.20 ± 0.20 (0.126 ± 0.008)						3.20 ± 0.20 (0.126 ± 0.008)									
Width (W)	mm (in.)	0.50 ± 0.10 (0.020 ± 0.004)			0.81 ± 0.15 (0.032 ± 0.006)				1.25 ± 0.20 (0.049 ± 0.008)						1.60 ± 0.20 (0.063 ± 0.008)						2.50 ± 0.20 (0.098 ± 0.008)									
Terminal (t)	mm (in.)	0.25 ± 0.15 (0.010 ± 0.006)			0.35 ± 0.15 (0.014 ± 0.006)				0.50 ± 0.25 (0.020 ± 0.010)						0.50 ± 0.25 (0.020 ± 0.010)						0.50 ± 0.25 (0.020 ± 0.010)									
WVDC		25V	50V	100V	25V	50V	100V	200V	250V	25V	50V	100V	200V	250V	500V	630V	50V	100V	200V	250V	500V	630V	1000V	50V	100V	200V	250V	500V	630V	1000V
095	0.5	A	A	A	A	A	A	A	A	B	B	B	B	B	B	B	B	B	B	B	B	G	G	Q	Q	Q	Q	Q	Q	Q
100	1.0	A	A	A	A	A	A	A	A	B	B	B	B	B	B	B	B	B	B	B	B	G	G	Q	Q	Q	Q	Q	Q	Q
100	10	A	A	A	A	A	A	A	A	B	B	B	B	B	B	B	B	B	B	B	B	G	G	Q	Q	Q	Q	Q	Q	Q
120	12	A	A	A	A	A	A	A	A	B	B	B	B	B	B	B	B	B	B	B	B	G	G	Q	Q	Q	Q	Q	Q	Q
150	15	A	A	A	A	A	A	A	A	B	B	B	B	B	B	B	B	B	B	B	B	G	G	Q	Q	Q	Q	Q	Q	Q
180	18	A	A	A	A	A	A	A	A	B	B	B	B	B	B	B	B	B	B	B	B	G	G	Q	Q	Q	Q	Q	Q	Q
220	22	A	A	A	A	A	A	A	A	B	B	B	B	B	B	B	B	B	B	B	B	G	G	Q	Q	Q	Q	Q	Q	Q
270	27	A	A	A	A	A	A	A	A	B	B	B	B	B	B	B	B	B	B	B	B	G	G	Q	Q	Q	Q	Q	Q	Q
330	33	A	A	A	A	A	A	A	A	B	B	B	B	B	B	B	B	B	B	B	B	G	G	Q	Q	Q	Q	Q	Q	Q
390	39	A	A	A	A	A	A	A	A	B	B	B	B	B	B	B	B	B	B	B	B	G	G	Q	Q	Q	Q	Q	Q	Q
470	47	A	A	A	A	A	A	A	A	B	B	B	B	B	B	B	B	B	B	B	B	G	G	Q	Q	Q	Q	Q	Q	Q
560	56	A	A	A	A	A	A	A	A	B	B	B	B	B	B	B	B	B	B	B	B	G	G	Q	Q	Q	Q	Q	Q	Q
680	68	A	A	A	A	A	A	A	A	B	B	B	B	B	B	B	B	B	B	B	B	G	G	Q	Q	Q	Q	Q	Q	Q
820	82	A	A	A	A	A	A	A	A	B	B	B	B	B	B	B	B	B	B	B	B	G	G	Q	Q	Q	Q	Q	Q	Q
101	100	A	A	A	A	A	A	A	A	B	B	B	B	B	B	B	B	B	B	B	B	G	G	D	D	D	D	D	D	D
121	120				A	A	A			B	B	B	B	B	A		B	B	B	B	B	G	G	D	D	D	D	F	F	K
151	150				A	A	A			B	B	B	B	B	A		B	B	B	B	B	G	G	D	D	D	F	F	F	K
181	180				A	A	A			B	B	B	B	B	A		B	B	B	B	B	G	G	D	D	D	F	F	F	K
221	220				A	A	A			B	B	B	B	B	A		B	B	B	B	B	G	G	D	D	D	F	F	F	K
271	270				A	A	A			B	B	B	B	B	A		B	B	B	B	B	G	G	D	D	D	F	F	F	K
331	330				A	A	A			B	B	B	B	B	A		B	B	B	B	B	G	G	D	D	D	F	F	F	K
391	390				A	A	A			B	B	B	B	B	A		B	B	B	B	B	G	G	D	D	D	F	F	F	K
471	470				A	A				B	B	B	B	B			B	B	B	B	B	G	G	D	D	D	F	F	F	K
561	560				A	A				B	B	B	B	B			B	B	B	B	B	G	G	D	D	D	F	F	F	K
681	680				A	A				B	B	B	B	B			B	B	B	B	N	G	G	D	D	D	F	F	F	K
821	820				A	A				B	B	B	B	B			B	B	B	N	C	G	D	D	D	F	F	F	F	K
102	1000				A	A				B	B	B	B			B	B	N	N	G	G	D	D	D	F	F	F	F	K	
122	1200				A	A				B	B	B	B			D	D	D	B	B	B	D	D	D	D	F	F	F	F	K
152	1500				A	A				B	B	B	B			D	D	D	B	B	B	B	D	D	D	F	F	F	F	G
222	2200				A					B	B	B	B	B			B	B	B	B	B	B	D	D	D	F	F	F	F	G
272	2700				A					B	B	B	B	B			B	B	B	B	B	B	G	G	D	D	F	F	F	G
332	3300				A												G	G	G	G	G	G	G	G	G	G	G	G	G	G
392	3900				A												G	G	G	G	G	G	G	G	G	G	G	G	G	G
472	4700				A												G	G	G	G	G	G	G	G	G	G	G	G	G	G
562	5600				A												G	G	G	G	G	G	G	G	G	G	G	G	G	G
682	6800				A												G	G	G	G	G	G	G	G	G	G	G	G	G	G
822	8200				A												G	G	G	G	G	G	G	G	G	G	G	G	G	G
103	10000				A												G	G	G	G	G	G	G	K	K	K	K	K	K	L
123	12000																G	G	G	G				K	K	K	K	K	K	
153	15000																G	G	G	G				L	L	L	L	L	L	
183	18000																G	G	G	G				L	L	L	L	L	L	
223	22000																							L	L	L	L	L	L	
273	27000																							L	L	L	L	L	L	
333	33000																							L	L	L	L	L	L	
393	39000																													
473	47000																													
563	56000																													
683	68000																													
823	82000																													
104	100000																													
100,000	104																													
WVDC		25V	50V	100V	25V	50V	100V	200V	250V	25V	50V	100V	200V	250V	500V	630V	50V	100V	200V	250V	500V	630V	1000V	50V	100V	200V	250V	500V	630V	1000V
Case Size		0402			0603				0805						1206						1210									

Case Size	0402 (KAM05)	0603 (KAM15)	0805 (KAM21)		1206 (KAM31)				1210 (KAM32)					
Thickness Letter	A	A	B	A	B	N	D	G	Q	B	F	G	K	L
Max Thickness (mm)	0.56	0.90	0.94	1.45	0.94	1.27	1.45	1.78	0.94	1.02	1.52	1.78	2.29	2.80
Carrier Tape	PAPER	PAPER	PAPER	EMB	PAPER	EMB	EMB	EMB	PAPER	EMB	EMB	EMB	EMB	EMB
Packaging Code 7" reel	H	T	T	U	T	U	U	U	T	U	U	U	U	U
Packaging Code 13" reel	N	M	M	L	M	L	L	L	M	L	L	L	L	L
	PAPER								EMBOSSED (EMB)					

Automotive MLCC - X8R / X8L

Capacitance Range

KYOCERA AVX has developed a range of multilayer ceramic capacitors designed for use in applications up to 150°C. These capacitors are manufactured with an X8R and an X8L dielectric material. X8R material has capacitance variation of ± 15% between -55°C and +150°C. The X8L material has capacitance variation of ±15% between -55°C to 125°C to 125°C and +15/40% from +125°C to +150°C.

The need for X8R and X8L performance has been driven by customer requirements for parts that operate at elevated temperatures. They provide a highly reliable capacitor with low loss and stable capacitance over temperature.

They are ideal for automotive under the hood sensors, and various industrial applications. Typical industrial application would be drilling monitoring system. They can also be used as bulk capacitors for high temperature camera modules.

X8R

SIZE		0402		0603		0805			1206			
Soldering		Reflow/Wave		Reflow/Wave		Reflow/Wave			Reflow/Wave			
(L) Length	mm (in.)	1.0 ± 0.1 (0.04 ± 0.1)		1.6 ± 0.15 (0.063 ± 0.006)		2.01 ± 0.2 (0.079 ± 0.008)			3.2 ± 0.2 (0.126 ± 0.008)			
(W) Width	mm (in.)	0.5 ± 0.1 (0.02 ± 0.004)		0.81 ± 0.15 (0.032 ± 0.006)		1.25 ± 0.2 (0.049 ± 0.008)			1.6 ± 0.2 (0.063 ± 0.008)			
(t) Terminal	mm (in.)	0.25 ± 0.15 (0.01 ± 0.006)		0.35 ± 0.15 (0.014 ± 0.006)		0.5 ± 0.25 (0.02 ± 0.01)			0.5 ± 0.25 (0.02 ± 0.01)			
WVDC		50V		25V	50V	100V	25V	50V	100V	25V	50V	100V
271	Cap 270	A	A	A	A							
331	(pF) 330	A	A	A	A	B	B	B				
471	470	A	A	A	A	B	B	B				
681	680	A	A	A	A	B	B	B				
102	1000	A	A	A	A	B	B	B	B	B	B	B
152	1500	A	A	A	A	B	B	B	B	B	B	B
182	1800	A	A	A	A	B	B	B	B	B	B	B
222	2200	A	A	A	A	B	B	B	B	B	B	B
272	2700	A	A	A	A	B	B	B	B	B	B	B
332	3300	A	A	A	A	B	B	B	B	B	B	B
392	3900	A	A	A	A	B	B	B	B	B	B	B
472	4700	A	A	A	A	B	B	B	B	B	B	B
562	5600		A	A	A	B	B	B	B	B	B	B
682	6800		A	A	A	B	B	B	B	B	B	B
822	8200		A	A	A	B	B	B	B	B	B	B
103	Cap 0.01		A	A	A	B	B	B	B	B	B	B
123	(uF) 0.012		A	A		B	B	B	B	B	B	B
153	0.015		A	A		B	B	A	B	B	B	B
183	0.018		A	A		B	B	A	B	B	B	B
223	0.022		A	A		B	B	A	B	B	B	B
273	0.027		A	A		B	B		B	B	B	B
333	0.033		A	A		B	B		B	B	B	B
393	0.039		A	A		B	B		B	B	B	B
473	0.047		A	A		B	B		B	B	B	B
563	0.056		A			A	A		N	N	N	N
683	0.068		A			A	A		N	N	N	N
823	0.082					A	A		N	N	N	N
104	0.1					A	A		N	N	N	N
124	0.12					A	A		N	N	N	N
154	0.15					A	A		N	N	N	N
184	0.18					A			N	N		
224	0.22					A			N	N		
274	0.27								N	N		
334	0.33								N	N		
394	0.39								E	G		
474	0.47								E	G		
684	0.68								G	G		
824	0.82								G	G		
105	1								G	G		
WVDC		50V		25V	50V	100V	25V	50V	100V	25V	50V	100V
SIZE		0402		0603		0805			1206			

Case Size	0402(KAM05)		0603(KAM15)		0805(KAM21)		1206(KAM31)			1210(KAM32)
Thickness Letter	A	A	B	B	A	B	N	E	G	L
Max Thickness	0.56	0.90	0.95	0.94	1.45	0.94	1.27	1.52	1.78	2.79
Carrier Tape	PAPER	PAPER	PAPER	PAPER	EMB	PAPER	EMB	EMB	EMB	EMB
Packaging Code 7' reel	H	T	T	T	U	T	U	U	U	U
Packaging Code 13' reel	N	M	M	M	L	M	L	L	L	L
	Paper					EMBOSSED (EMB)				

X8L


SIZE		0603			0805			1206				1210			
Soldering		Reflow/Wave			Reflow/Wave			Reflow/Wave				Reflow/Wave			
(L) Length	mm (in.)	1.6 ± 0.15 (0.063 ± 0.006)			2.01 ± 0.2 (0.079 ± 0.008)			3.2 ± 0.2 (0.126 ± 0.008)				3.2 ± 0.2 (0.126 ± 0.008)			
(W) Width	mm (in.)	0.81 ± 0.15 (0.032 ± 0.006)			1.25 ± 0.2 (0.049 ± 0.008)			1.6 ± 0.2 (0.063 ± 0.008)				2.5 ± 0.2 (0.098 ± 0.008)			
(t) Terminal	mm (in.)	0.35 ± 0.15 (0.014 ± 0.006)			0.5 ± 0.25 (0.02 ± 0.01)			0.5 ± 0.25 (0.02 ± 0.01)				0.5 ± 0.25 (0.02 ± 0.01)			
WVDC		25V	50V	100V	25V	50V	100V	16V	25V	50V	100V	10V	25V	50V	100V
271	Cap 270	A	A												
331	(pF) 330	A	A	A	B	B	B								
471	470	A	A	A	B	B	B								
681	680	A	A	A	B	B	B								
102	1000	A	A	A	B	B	B		B	B					
152	1500	A	A	A	B	B	B		B	B	B				
182	1800	A	A	A	B	B	B		B	B	B				
222	2200	A	A	A	B	B	B		B	B	B				
272	2700	A	A	A	B	B	B		B	B	B				
332	3300	A	A	A	B	B	B		B	B	B				
392	3900	A	A	A	B	B	B		B	B	B				
472	4700	A	A	A	B	B	B		B	B	B				
562	5600	A	A	A	B	B	B		B	B	B				
682	6800	A	A	A	B	B	B		B	B	B				
822	8200	A	A	A	B	B	B		B	B	B				
103	Cap 0.01	A	A	A	B	B	B		B	B	B				
123	(uF) 0.012	A	A	A	B	B	B		B	B	B				
153	0.015	A	A	A	B	B	B		B	B	B				
183	0.018	A	A	A	B	B	B		B	B	B				
223	0.022	A	A	A	B	B	B		B	B	B				
273	0.027	A	A	A	B	B	B		B	B	B				
333	0.033	A	A	B	B	B	A		B	B	B				
393	0.039	A	A		B	B	A		B	B	B				
473	0.047	A	A		B	B	A		B	B	B				
563	0.056	A	A		B	B	A		B	B	B				
683	0.068	A	A		B	B	A		B	B	B				
823	0.082	A	A		B	B	A		B	B	N				
104	0.1	A	A		B	B	A		B	B	N				
124	0.12				B	A			B	B	N				
154	0.15				B	A			B	B	N				
184	0.18				A	A			B	B	B	N			
224	0.22				A	A			B	B	B	G			
274	0.27				A	A			B	N	N	G			
334	0.33				A	A			B	N	E	G			
394	0.39				A	A			N	N	E	G			
474	0.47				A	A			N	N	E	G			
684	0.68				A	A			N	G	G	G			
824	0.82				A	A			N	G	G	G			
105	1				A	A			N	G	G	G			
155	1.5				A				G	G	G				
225	2.2				A				G	G	G				
475	4.7													L	L
106	10												L	L	
WVDC		25V	50V	100V	25V	50V	100V	16V	25V	50V	100V	10V	25V	50V	100V
SIZE		0603			0805			1206				1210			

Automotive MLCC - X8R / X8L

General Specifications

APPLICATIONS FOR X8R AND X8L CAPACITORS

- All market sectors with a 150°C requirement
- Automotive on engine applications
- Oil exploration applications
- Hybrid automotive applications
 - Battery control
 - Inverter / converter circuits
 - Motor control applications
 - Water pump
- Hybrid commercial applications
 - Emergency circuits
 - Sensors
 - Temperature regulation

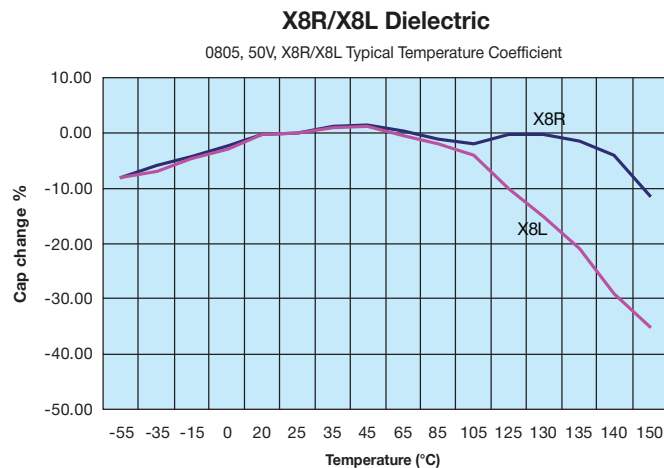


ADVANTAGES OF X8R AND X8L MLC CAPACITORS

- Both ranges are qualified to the highest automotive AEC-Q200 standards
- Excellent reliability compared to other capacitor technologies
- RoHS compliant
- Low ESR / ESL compared to other technologies
- Tin solder finish
- FLEXITERM® available
- 100V range available

ENGINEERING TOOLS FOR HIGH VOLTAGE MLC CAPACITORS

- Samples
- Technical Articles
- Application Engineering
- Application Support



Automotive X8G (-55°C to 150°C , ±30ppm/°C)

Capacitance Range

SIZE		0402		0603		0805	
Soldering		Reflow/Wave		Reflow/Wave		Reflow/Wave	
(L) Length	mm (in.)	1 ± 0.1 (0.04 ± 0.004)		1.6 ± 0.15 (0.063 ± 0.006)		2.01 ± 0.2 (0.079 ± 0.008)	
(W) Width	mm (in.)	0.5 ± 0.1 (0.02 ± 0.004)		0.81 ± 0.15 (0.032 ± 0.006)		1.25 ± 0.2 (0.049 ± 0.008)	
(t) Terminal	mm (in.)	0.25 ± 0.15 (0.01 ± 0.006)		0.35 ± 0.15 (0.014 ± 0.006)		0.5 ± 0.25 (0.02 ± 0.01)	
WVDC		25V	50V	25V	50V	50V	100V
0R5	0.5			A	A	B	B
1R0	1.0			A	A	B	B
1R2	1.2			A	A	B	B
1R5	1.5			A	A	B	B
1R8	1.8			A	A	B	B
2R2	2.2			A	A	B	B
2R7	2.7			A	A	B	B
3R3	3.3			A	A	B	B
3R9	3.9			A	A	B	B
4R7	4.7			A	A	B	B
5R0	5			A	A	B	B
5R6	5.6			A	A	B	B
6R8	6.8			A	A	B	B
8R2	8.2			A	A	B	B
100	10			A	A	B	B
120	12			A	A	B	B
150	15			A	A	B	B
180	18			A	A	B	B
220	22			A	A	B	B
270	27			A	A	B	B
330	33			A	A	B	B
390	39			A	A	B	B
470	47	A	A	A	A	B	B
510	51	A	A	A	A	B	B
560	56	A	A	A	A	B	B
680	68	A	A	A	A	B	B
820	82	A	A	A	A	B	B
101	100	A	A	A	A	B	B
121	120			A	A	B	B
151	150			A	A	B	B
181	180			A	A	B	B
221	220			A	A	B	B
271	270			A	A		
331	330			A	A		
391	390			A	A		
471	470			A	A		
561	560						
681	680						
821	820						
102	1000						
122	1200						
152	1500						
182	1800						
222	2200						
272	2700						
332	3300						
392	3900						
472	4700						
562	5600						
682	6800						
103	10nF						
WVDC		25V	50V	25V	50V	50V	100V
Size		0402		0603		0805	

Case Size	0402(KAM05)	0603(KAM15)	0805(KAM21)
Letter	A	A	B
Max Thickness mm	0.56	0.90	0.94
Carrier Tape	Paper	Paper	Paper
Packaging Code 7' reel	H	T	T
Packaging Code 13' reel	N	M	M
	Paper		