


Toroid Style Gate Drive Transformers

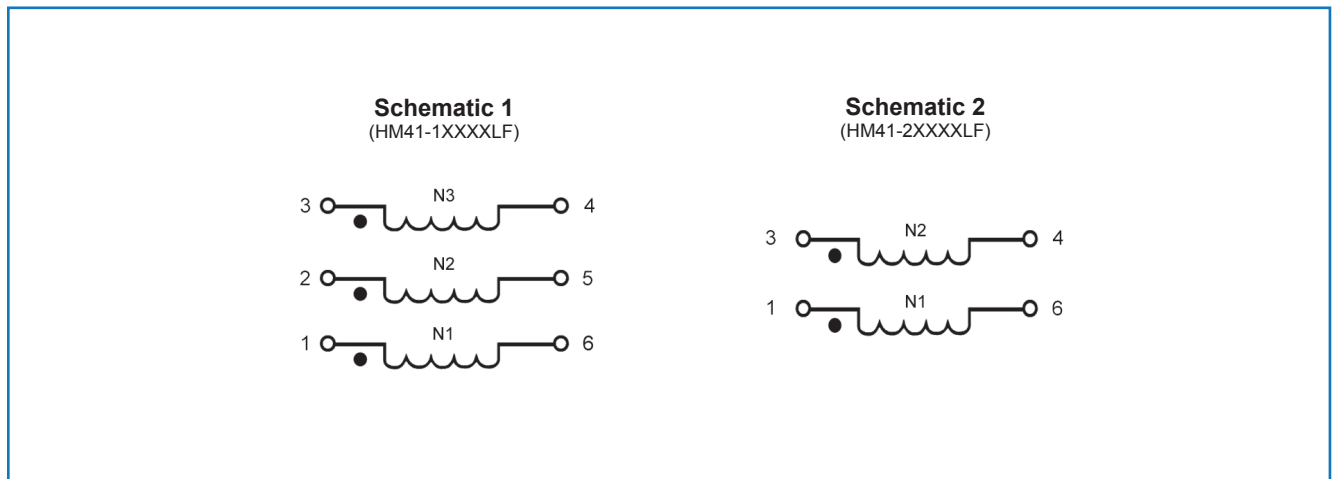
Model HM41 Series

Features

- Operating Temperature Range -25°C to +85°C
- Insulation Resistance, Minimum 100MΩ
- Temperature Rise, Maximum 40°C
- Current Rating 0.3 Amps
- RoHS Compliant



Schematic



Specifications @ 25°C

Part Number	Turns ± 0 N1:N2:N3	Inductance 10kHz, 50mV P(1-6) mH Min.	Leakage ⁽¹⁾ Inductance P(3-4) μH Max.	DC Resistance		ET P(1-6) V-μS Max.	Isolation ⁽²⁾		Schematic
				P(1-6) Ω Max.	P(3-4) Ω Max.		N3-N1/N2 Vrms	N1-N2 Vrms	
HM41-10812LF	8:8:12	0.14	0.5	0.060	0.097	52	4200	500	1
HM41-21010LF	10:10	0.22	0.5	0.072	0.074	65	-	4200	2
HM41-11010LF	10:10:10	0.22	0.5	0.072	0.074	65	4200	500	1
HM41-11210LF	12:12:10	0.31	0.5	0.077	0.074	78	4200	500	1
HM41-11410LF	14:14:10	0.42	0.5	0.090	0.074	91	4200	500	1
HM41-21015LF	10:15	0.22	0.5	0.072	0.100	65	-	4200	2
HM41-11510LF	15:15:10	0.47	0.5	0.100	0.074	98	4200	500	1
HM41-12010LF	20:20:10	0.83	0.5	0.138	0.074	130	4200	500	1
HM41-12020LF	20:20:20	0.83	0.5	0.156	0.156	130	4200	500	1

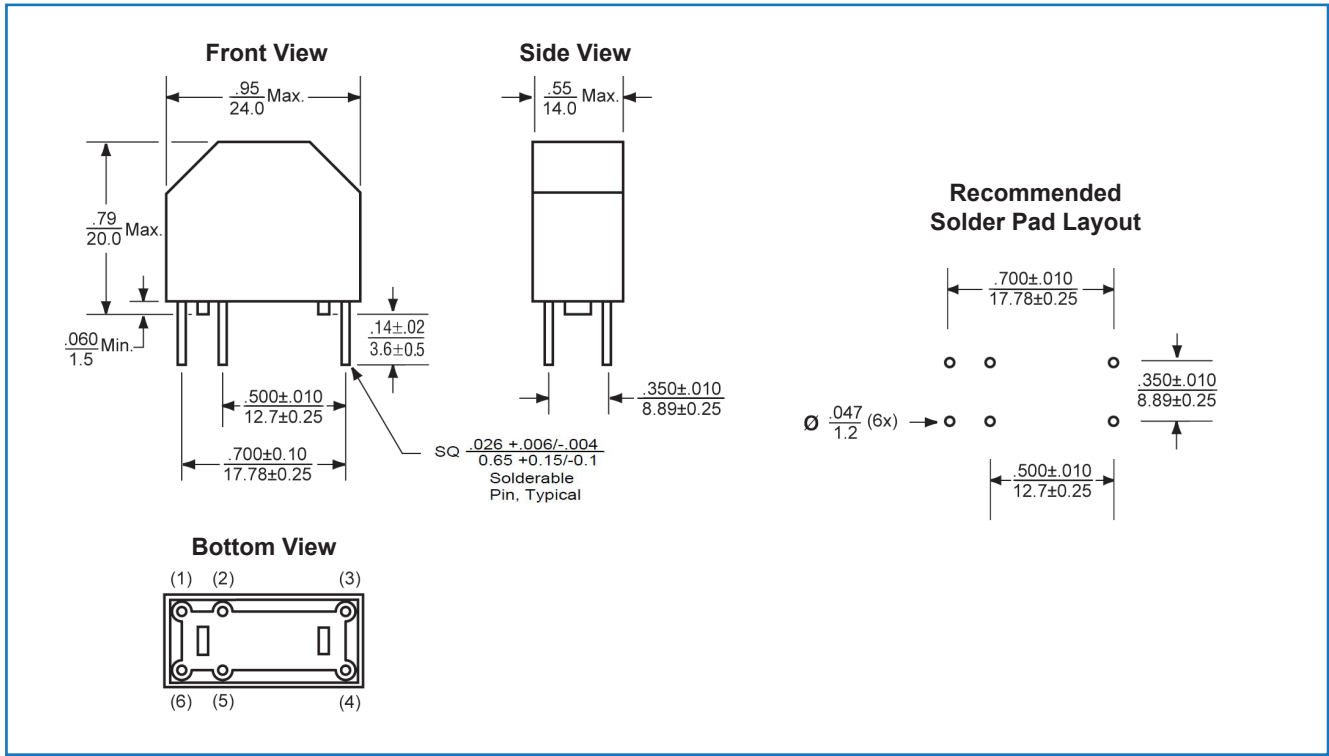
Packaging

Standard:	Vacuum Tray		
	Model	Capacity Per Tray (Units)	Capacity Per Tray (Units)
	HM41-1XXXXLF	90	360
	HM41-2XXXXLF	90	360

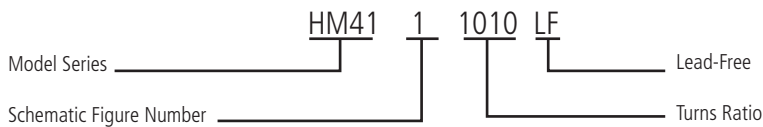
General Note

TT Electronics reserves the right to make changes in product specification without notice or liability.
All information is subject to TT Electronics' own data and is considered accurate at time of going to print.

Outline Dimensions (Inch/mm)



Ordering Information



General Note

TT Electronics reserves the right to make changes in product specification without notice or liability. All information is subject to TT Electronics' own data and is considered accurate at time of going to print.