



3EZ5.6S~3EZ47S

SILICON ZENER DIODE

VOLTAGE

5.6V~47V

POWER

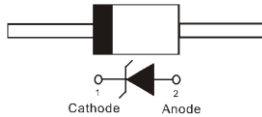
3Watt

Features

- Low inductance
- High temperature soldering : 260 °C/10 seconds at terminals
- Lead free in compliance with EU RoHS2.0

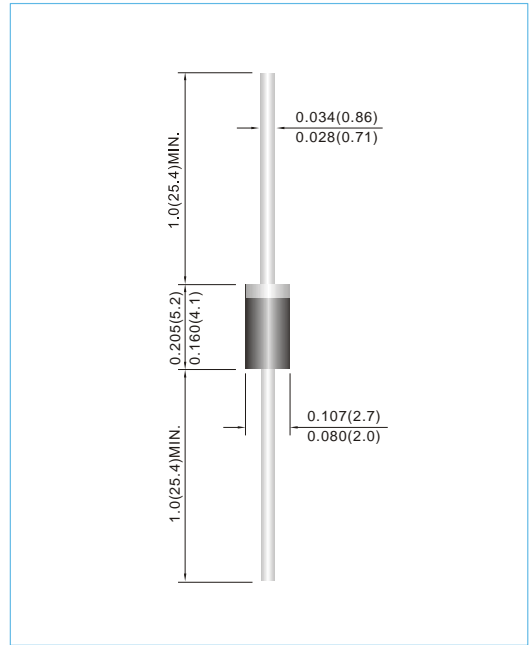
Mechanical Data

- Case: JEDEC DO-41, Molded plastic
- Terminals: Solderable per MIL-STD-750, Method 2026
- Polarity: Color band denotes cathode end
- Approx. Weight: 0.012 ounces, 0.336 grams



DO-41

Unit : inch(mm)



Maximum Ratings ($T_A=25^{\circ}\text{C}$ unless otherwise noted)

PARAMETER	SYMBOL	LIMIT	UNITS
Peak Pulse Power Dissipation at $T_A=25^{\circ}\text{C}$ (Notes A)	P_D	3	W
Operating Junction Temperature Range	T_J	-55 to +150	$^{\circ}\text{C}$
Storage Temperature Range	T_{STG}	-55 to +150	$^{\circ}\text{C}$

NOTES:

A. Mounted on 5mm^2 (0.013mm thick) land areas.



3EZ5.6S~3EZ47S

Electrical Characteristics ($T_A=25^{\circ}\text{C}$ unless otherwise noted)

Part Number	Nominal Zener Voltage			Nominal Zener Impedance				Max. Reverse Leakage Current		Marking Code	
	V_Z			I_{ZT}	$Z_{ZT}@I_{ZT}$	I_{ZT}	$Z_{ZK}@I_{ZK}$	I_{ZK}	$I_R@V_R$		
	Nom. V	Min. V	Max. V	mA	Ω	mA	Ω	mA	μA		V
3EZ5.6S	5.6	5.32	5.88	45	5	45	600	1	10	2	3EZ5.6S
3EZ6.2S	6.2	5.89	6.51	41	2	41	700	1	5	3	3EZ6.2S
3EZ6.8S	6.8	6.46	7.14	37	3.5	37	700	1	5	4	3EZ6.8S
3EZ8.2S	8.2	7.79	8.61	31	4.5	31	700	1	5	6	3EZ8.2S
3EZ9.1S	9.1	8.64	9.56	28	5	28	700	0.5	3	7	3EZ9.1S
3EZ10S	10	9.5	10.5	37.5	5	37.5	500	0.25	3	7.6	3EZ10S
3EZ11S	11	10.45	11.55	34.1	6	34.1	550	0.25	1	8.4	3EZ11S
3EZ12S	12	11.4	12.6	21	9	21	700	0.25	1	9.1	3EZ12S
3EZ13S	13	12.35	13.65	19	10	19	700	0.25	0.5	9.9	3EZ13S
3EZ15S	15	14.25	15.75	17	14	17	700	0.25	0.5	11.4	3EZ15S
3EZ18S	18	17.1	18.9	14	20	14	750	0.25	0.5	13.7	3EZ18S
3EZ20S	20	19	21	12.5	22	12.5	750	0.25	0.5	15.2	3EZ20S
3EZ22S	22	20.9	23.1	11.5	23	11.5	750	0.25	0.5	16.7	3EZ22S
3EZ24S	24	22.8	25.2	10.5	25	10.5	750	0.25	0.5	18.2	3EZ24S
3EZ27S	27	25.65	28.35	9.5	35	9.5	750	0.25	0.5	20.6	3EZ27S
3EZ43S	43	40.85	45.15	6	70	6	1500	0.25	0.5	32.7	3EZ43S
3EZ47S	47	44.65	49.35	5.5	80	5.5	1500	0.25	0.5	35.8	3EZ47S



3EZ5.6S~3EZ47S

TYPICAL CHARACTERISTIC CURVES

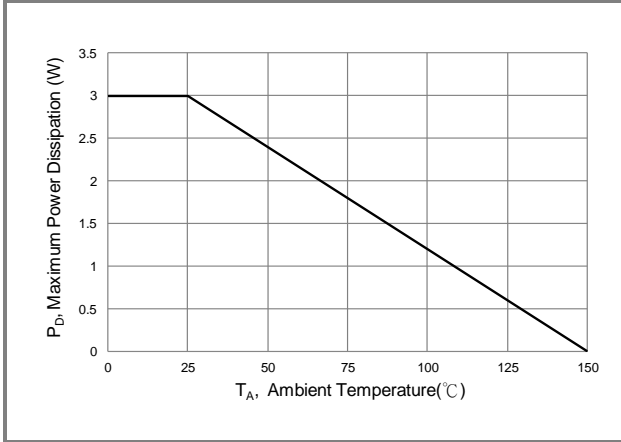


Fig.1 Steady-State Power Derating Curve

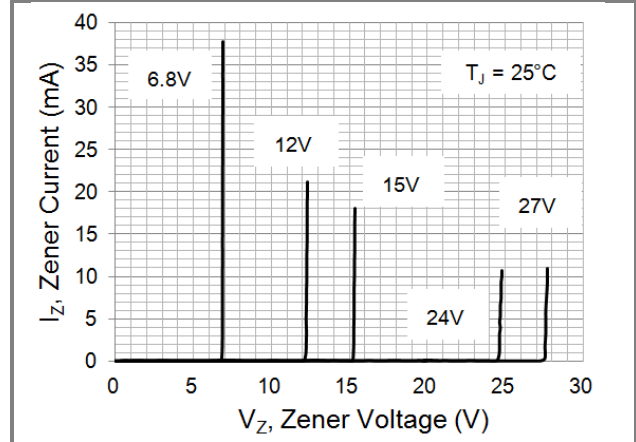


Fig.2 Typical Zener Breakdown Characteristics



3EZ5.6S~3EZ47S

MOUNTING PAD LAYOUT

Part No_packing code_Version

3EZ5.6S_AY_00001

3EZ5.6S_AY_10001

3EZ5.6S_B0_00001

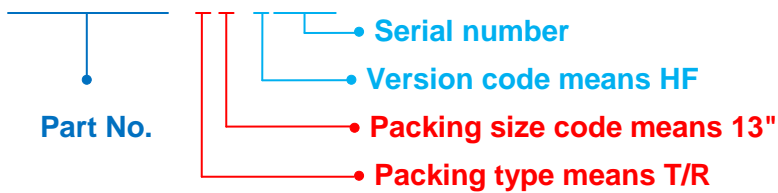
3EZ5.6S_B0_10001

3EZ5.6S_R2_00001

3EZ5.6S_R2_10001

For example :

RB500V-40_R2_00001



Packing Code XX				Version Code XXXXX		
Packing type	1 st Code	Packing size code	2 nd Code	HF or RoHS	1 st Code	2 nd ~5 th Code
Tape and Ammunition Box (T/B)	A	N/A	0	HF	0	serial number
Tape and Reel (T/R)	R	7"	1	RoHS	1	serial number
Bulk Packing (B/P)	B	13"	2			
Tube Packing (T/P)	T	26mm	X			
Tape and Reel (Right Oriented) (TRR)	S	52mm	Y			
Tape and Reel (Left Oriented) (TRL)	L	PANASERT T/B CATHODE UP (PBCU)	U			
FORMING	F	PANASERT T/B CATHODE DOWN (PBCD)	D			



3EZ5.6S~3EZ47S

Disclaimer

- Reproducing and modifying information of the document is prohibited without permission from Panjit International Inc..
- Panjit International Inc. reserves the rights to make changes of the content herein the document anytime without notification. Please refer to our website for the latest document.
- Panjit International Inc. disclaims any and all liability arising out of the application or use of any product including damages incidentally and consequentially occurred.
- Panjit International Inc. does not assume any and all implied warranties, including warranties of fitness for particular purpose, non-infringement and merchantability.
- Applications shown on the herein document are examples of standard use and operation. Customers are responsible in comprehending the suitable use in particular applications. Panjit International Inc. makes no representation or warranty that such applications will be suitable for the specified use without further testing or modification.
- The products shown herein are not designed and authorized for equipments requiring high level of reliability or relating to human life and for any applications concerning life-saving or life-sustaining, such as medical instruments, transportation equipment, aerospace machinery et cetera. Customers using or selling these products for use in such applications do so at their own risk and agree to fully indemnify Panjit International Inc. for any damages resulting from such improper use or sale.
- Since Panjit uses lot number as the tracking base, please provide the lot number for tracking when complaining.

Mouser Electronics

Authorized Distributor

Click to View Pricing, Inventory, Delivery & Lifecycle Information:

Panjit:

[3EZ47S_AY_10001](#)