FEATURES

- EX for use in explosive environment
- IV for longer duration of actuation signal
- ET for extended temperature range
- HI with enhanced vandalism protection
- Piezo switches with tactile feedback
- Piezo switches with stroke

Type	PSE EX-Version	PSE Prolonged Signal IV	PSE Extended Temperature Range ET	PSE High Impact HI	PSE with Tactile Feedback	PSE with Stroke
Electrical Data						
Switching Voltage max. [VAC/DC]	24 / 24	42 / 60	50	42 / 60	42 / 60	42 / 60
Switching Current max. [mA]	40	2600	150	100	100	100
Breaking Capacity max. [W]	0.96	15.6	0.4	1	1	1
Lifetime (at Rated Breaking Capacity) [mill.]	20	20	10	20	1	1
Insulation Resistance (OFF = not actuated) [MΩ]	> 10	> 10	> 5	> 10	> 10	> 10
Initial Contact Resistance (ON = actuated) [Ω]	< 20	< 5	< 7.5	< 20	< 20	< 20
Capacity [pF]	30	30	25	30	30	30
N.O. Closing Impulse Duration (depending on actuating force, time, speed) [ms]	20 - 1000	20 - 50.000	min. 40	20 - 1000	20 - 1000	20 - 1000
Contact Configuration	free polarity	free polarity	poled	free polarity	free polarity	free polarity
Switching Function	N.O.	N.O.	N.O.	N.O.	N.O.	N.O.
Mechanical Data						
Actuating Force [N]	1 - 3	1 - 3	1 - 3	1.5 - 3	3.8	4.25
Actuating Travel [mm]	0.002	0.002	0.002	0.002	0.8	2
Starting Torque [Nm]	2.5	2.5	2.5	2.5	2.5	2.5
IK Protection Class (Shock Protection) [IK]	IK 02	IK 02	IK 02	IK 06	IK 02	IK 02
Climatical Data						
Operating Temperature [°C]	-20 to +60	-20 to +60	-40 to +85	-40 to +85	-20 to +60	-20 to +60
Storage Temperature [°C]	-20 to +60	-20 to +60	-40 to +85	-40 to +85	-20 to +60	-20 to +60
IP Protection Class [IP]	IP 69K	IP 69K	IP 69K	IP 67	IP 67	IP 67

In addition to the standard types, additional versions as well as laser lettering are available on request. Starting with catalogue page 36 you will find an overview of the various designs.

	PSE M 19 Ext. Temp.	PSE M 22 High Impact	PSE M 16 with Tactile Feedback	PSE M 27 with Stroke
Characteristics				
Mounting Diameter [mm]	19	22	16	27
Type	PSE ET	PSE HI	PSE with Tactile Feedback	PSE with Stroke
Housing Material	Alu. anodised	Stainless Steel	Alu. anodised	Alu. anodised
Illumination	non-illuminated	non-illuminated	non-illuminated	non-illuminated
Terminal	Quick Connect Terminal	Wire	Wire	Wire
Accessories	All switches are supplied with nut and o-ring seal.			
Order Number				
Colour of Housing				
Alu natural	1241.5003		1241.5200.8.093	1241.2625.8
red				1241.2625.3
green				1241.2625.5
blue				1241.2625.4
black				1241.2625.7
gold				1241.2625.1
Stainless Steel		1241.3993		
Drawing				
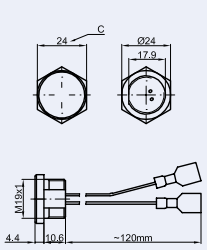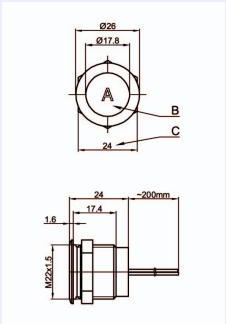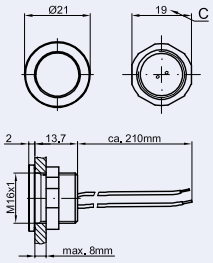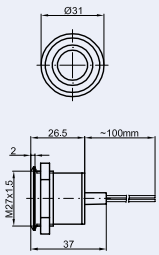
A Illumination Area
B Actuating Area
C Width Across Flats