

**Screw Clamp 35 mm DIN-Rail Terminals
Single Level Feed Through**

The WDU 70/95 and WDU 120/150 utilize a removable clamp that makes it easier to insert large conductors. In addition to single terminals, pre-assembled 3-pole, 4-pole and 5-pole units are available.

A slotted base in the terminal permits direct mounting to panel back plate as well as TS 35 rail mounting.

When tightening the terminal screws the conductor should be held to avoid deforming the mounting rail and to keep the terminal insulation free from torquing forces.

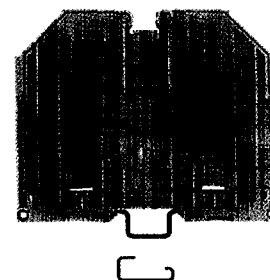












Open cover and remove clamp unit

Place conductor in terminal and insert the clamp unit

Close the cover and tighten screw with a hexagon socket clamp key.

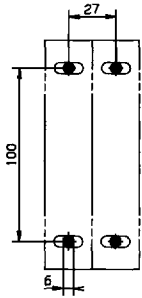
WDU 70/95




Dimensions			
Width/Length/Height mm (in.)	With TS 35 x 7.5 	27/132/108 (1.06"/5.2"/4.25")	-
	With TS 32 	-	27/132/117 (1.06"/5.2"/4.61")
Insulation stripping length	mm (in.)	30 (1.18")	30 (1.18")
Technical data			
Rated voltage/current/wire size	UL	600V / 175A / #6...2/0 AWG	600V / 175A / #6...2/0 AWG
	CSA	600V / 205A / #6...2/0 AWG	600V / 205A / #6...2/0 AWG
	VDE	1000V / 192A / 70mm ²	1000V / 192A / 70mm ²
Torque	Nm (lb. in.)	9.9 (87.0)	9.9 (87.0)
Clamping screw	M	8	8
Ordering data			
Hex. socket 6mm	Version		
	Beige Wemid	102460	103150
	Blue Wemid	102468	103158
	Green Wemid	102465	103155
	Terminal block* 3-pole Wemid		
	Terminal block* 4-pole Wemid		
	Terminal block* 5-pole Wemid		
	Mains terminal block 3x beige, 1x blue, 1x green Wemid		
Jumpers		Type	Cat. No.
		WQV 70/2	106350
		WQV 70/3	106360
	Final number indicates number of poles		
Auxiliary/Control conductor terminal	Max. #12 AWG Max. 32 A	WZAD 70	106600
Cover		Yellow	WAD 27 with warning tag 106296
		White	WAD 27 no warning tag 106296
Test plug	For #12 AWG wire	PS 4	29960
		Insertable in screw head of connection system	Insertable in screw head of connection system
Panel mounting screw	For direct mounting	M 6 x16	106370
			
Tools	Hexagon socket screw key	Hex. key (6mm)	40790
			40790
Screwdriver for direct assembly 1x5.5x125		SD	903703
			
Marking tags	Print		
Note: Part numbers are shown for a single card of pre-printed tags numbered 1-30. For additional information, see section 5.	Consecutive horizontal	FW 5	473460001
	Consecutive vertical	FS 5	473560001

See Section 5 for mounting rails, end brackets, additional marking material and accessories.


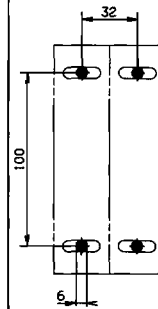
**WDU 70/95
Panel Mount**



WDU 120/150



**WDU 120/150
Panel Mount**



81/132/108 (3.19"/5.2"/4.25")*	32/132/118 (1.26"/5.2"/4.65")	-	32/132/127 (1.26"/5.2"/5.0")	96/132/118 (3.78"/5.2"/4.65")
-	-	-	-	-
30 (1.18")	35 (1.38")	35 (1.38")	35 (1.38")	35 (1.38")
600V / 175A / #6...2/0 AWG	600V / 225 A / 2-250 MCM	600V / 225A / 2-250 MCM	600V / 225A / 2-250 MCM	600V / 225A / 2-250 MCM
600V / 205A / #6...2/0 AWG	600V / 285 A / 2-250 MCM	600V / 285A / 2-250 MCM	600V / 285A / 2-250 MCM	600V / 285A / 2-250 MCM
1000V / 192A / 70mm ²	1000V / 269A / 120mm ²	1000V / 269A / 120mm ²	1000V / 269A / 120mm ²	1000V / 269A / 120mm ²
9.9 (87.0)	14.9 (130.0)	14.9 (130.0)	14.9 (130.0)	14.9 (130.0)
8	10	10	10	10
Panel Mount	Panel Mount	Panel Mount	Panel Mount	Panel Mount
	102450	103160		
	102458	103168		
	102455	103165		
102670*			102640*	
102680*			102650*	
102690*			102660*	
103230*			103240*	
Type Cat. No.	Type Cat. No.	Type Cat. No.	Type Cat. No.	Type Cat. No.
WQV 70/2 106350	WQV 120/2 106330	WQV 120/2 106330	WQV 120/2 106330	WQV 120/2 106330
WQV 70/3 106360	WQV 120/3 106340	WQV 120/3 106340	WQV 120/3 106340	WQV 120/3 106340
WZAD 70 106600	WZAD 120 106610	WZAD 120 106610	WZAD 120 106610	WZAD 120 106610
WAD 27	WAD 27	WAD 27	WAD 27	WAD 27
with warning tag 106286	with warning tag 106286	with warning tag 106286	with warning tag 106286	with warning tag 106286
WAD 27	WAD 27	WAD 27	WAD 27	WAD 27
no warning tag 106296	no warning tag 106296	no warning tag 106296	no warning tag 106296	no warning tag 106296
PS 4 29960	PS 4 29960	PS 4 29960	PS 4 29960	PS 4 29960
Insertable in screw head of connection system	Insertable in screw head of connection system	Insertable in screw head of connection system	Insertable in screw head of connection system	Insertable in screw head of connection system
M 6 x 16 106370	M 6 x 16 106370	M 6 x 16 106370	M 6 x 16 106370	M 6 x 16 106370
Hex. key (6mm) 40790	Hex. key (6mm) 40790	Hex. key (6mm) 40790	Hex. key (6mm) 40790	Hex. key (6mm) 40790
SD 903703	SD 903703	SD 903703	SD 903703	SD 903703
FW 5 473460001	FW 5 473460001	FW 5 473460001	FW 5 473460001	FW 5 473460001
FS 5 473560001	FS 5 473560001	FS 5 473560001	FS 5 473560001	FS 5 473560001

* Terminal block for direct assembly only. (Triple Block)