


Autotransformer AT3 110-20/21-4



Picture shows AT3 2-20/21-4

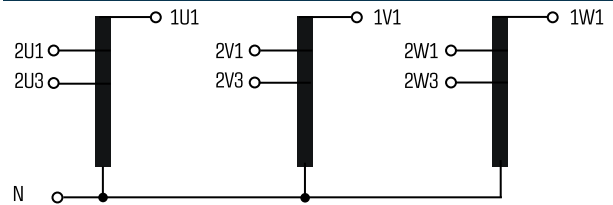
Advantages

Reverse mode possible
Very high efficiency
Patented assembly technology to lower heat losses
Very good corrosion protection and low noise thanks to BLOCK IMPEX vacuum impregnation
Fixed, contact protected screw connection terminals complying with UVV BGV A3
Multifunctional fixing rails with 12 oval slots
Enlarged fixing rail for easy installation from above
Integrated crane eyes

Applications

Autotransformer for adjustment of the voltage on the input and output sides with no requirement for electrical isolation.

Sample application



Standards

Autotransformer
to: VDE 0570 Teil 2-13, DIN EN 61558-2-13, EN 61558-2-13,
IEC 61558-2-13

Approvals



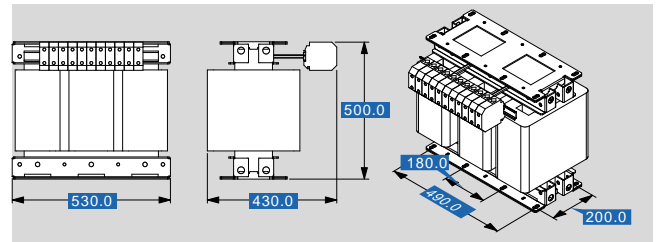
UL 1561, CSA 22,2 (E 327358)



Autotransformer AT3 110-20/21-4

Type		AT3 110-20/21-4
Electrical data	Input	
	Rated input voltage	3 x 200/208 Vac
	Rated frequency	50 - 60 Hz
	Output	
	Rated output voltage	3 x 400 Vac
	Rated Power	110,000 VA
	Vector group	YNΔ0
	Efficiency	98.0 %
	Approvals	
	Approvals	cURus
Environment		
Ambient temperature max.	40 °C	
Safety and protection		
Type	Open type	
Insulation class	F	
Protection index	IP 00	
Safety class (prepared)	I	
Short circuit strength	non-short-circuit proof	
Test voltage	4,000 Vac, 50 Hz	
Order numbers		
Recommended enclosure	BGE-085	
Order Number	AT3 110-20/21-4	

Type		AT3 110-20/21-4
Mechanical data	Terminal and mounting	
	Fixing method	Mounting brackets
	Fixing screws	M12
	Terminals	Screw-type terminals
	Terminals Input	Screw clamp, 240 mm ²
	Terminals Output	Screw clamp, 95 mm ²
	Terminals PE	Bolt, M12
	Measures and weights	
	Core type	3 UI 270/135
	Weight	264.0 kg



Subject to change.