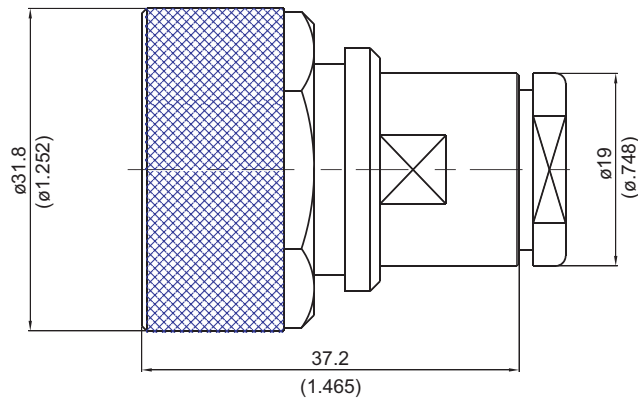


7/16-3200B-0217

7/16 Plug Clamp

50Ω



Parts	Material	Plating(Micro-inch)
Nut	Brass	Tin-Zinc-Copper-Alloy 100 Over Copper 50
Washer	Brass	Tin-Zinc-Copper-Alloy 100 Over Copper 50
Braid Clamp	Brass	Tin-Zinc-Copper-Alloy 100 Over Copper 50
Body	Brass	Tin-Zinc-Copper-Alloy 100 Over Copper 50
Gasket	Silicon	
Contact Pin	Brass	Silver 150 Over Copper 50
Insulator	Teflon	
Coupling Nut	Brass	Tin-Zinc-Copper-Alloy 100 Over Copper 50

Weight:

Suitable Cables: RG217

This part number complies with RoHS.

Notice: JYEBAO reserves the right to make modifications deemed appropriate.

CABLE ASSEMBLY INSTRUCTION

7/16-3200B-0217

JYE BAO CO., LTD.

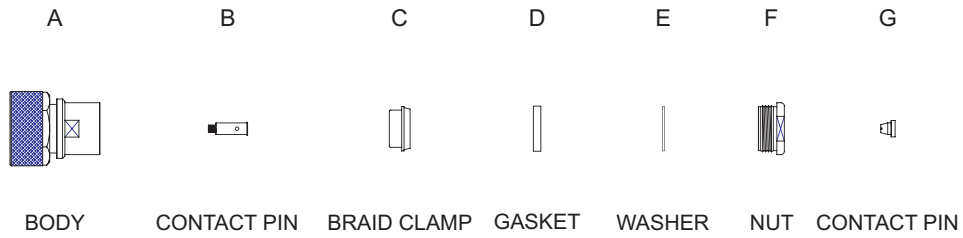




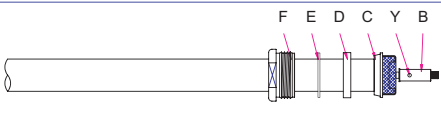
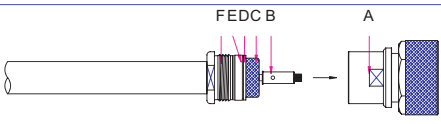
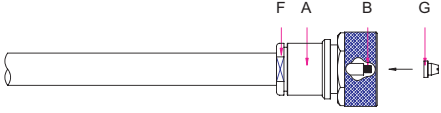


DIAGRAM	ASSEMBLY INSTRUCTION
	Step 1: STRIP AS SHOWN .
	Step 2: SLIDE BRAID CLAMP " C " ,GASKET " D " , WASHER " E " AND NUT " F " OVER CABLE .
	Step 3: WRAP THE BRAIDING OVER " C " .
	Step 4: STRIP AS SHOWN .
	Step 5: PUT CONTACT PIN " B " ON CENTER CONDUCTOR AND SOLDER IN " Y " .
	Step 6: SCREW " F " ON THE CONNECTOR BODY " A " .
	Step 7: FINALLY SCREW " G " ON CONTACT PIN " B " .

This part number complies with RoHS.

Notice: JYEBAO reserves the right to make modifications deemed appropriate.