

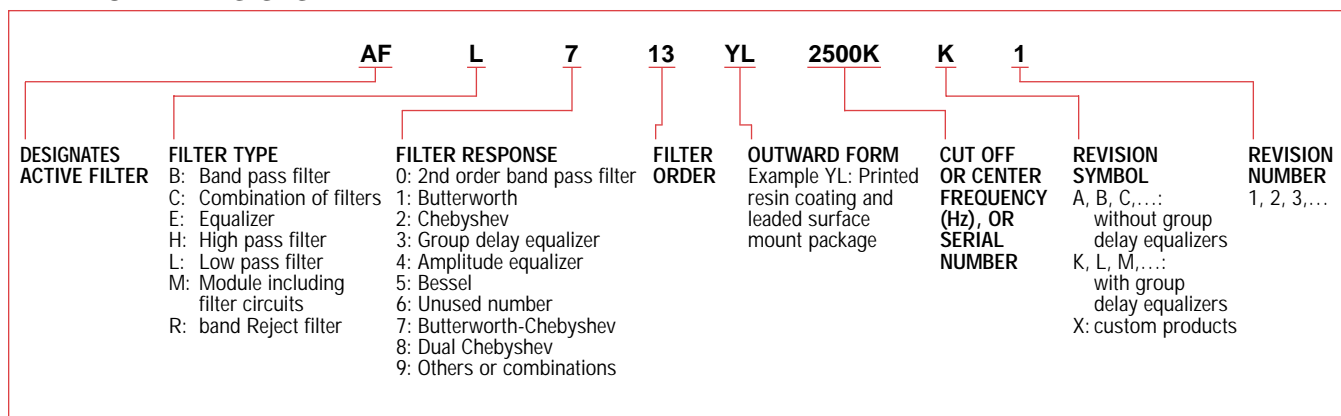
FEATURES

- Wide filtering frequency range available (up to 30MHz)
- High precision: (examples)
 - 1) 0.3dB typical pass band ripple for AFC820YL630KK1T
 - 2) 4mrad² typical phase distortion for AFC820YL630KK1T
 - 3) 30nsec. typical GDT deviation for AFM834YL1900KK1
- Excellent IM suppression: (ex.) +28dBm IP3 for AFC820YL630KK1T
- No insertion loss
- Low current consumption: (ex.) 4mA typical for AFC820YL630KK1T
- Small size and surface mountable
- Added functions easily integrated (e.g.: built-in 75Ω load drivers, gain adjustment with external resistor values, multiple filter chains)

APPLICATIONS

- Wireless communications: cdmaOne, cdma2000, W-CDMA base station and WLL
- Wired communications: xDSL modem, cable modem
- Audio/Visual Equipment: DTV, HDTV, DSS-STB, MPEG2 video processor

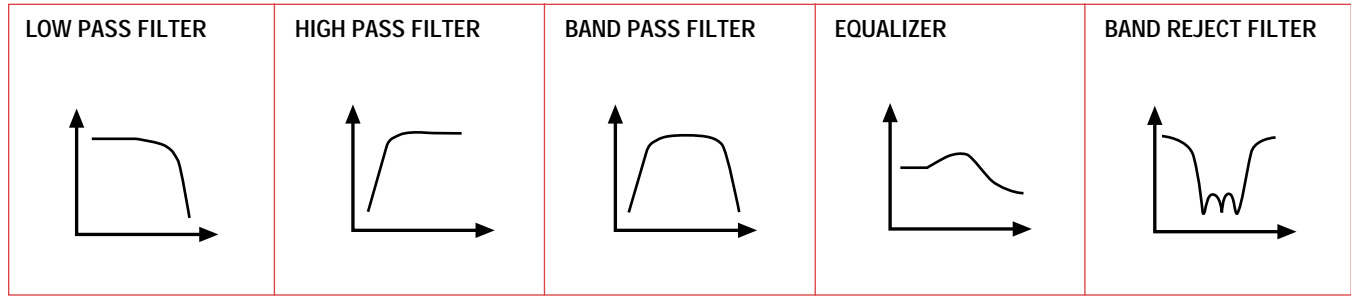
PART NUMBERING SYSTEM



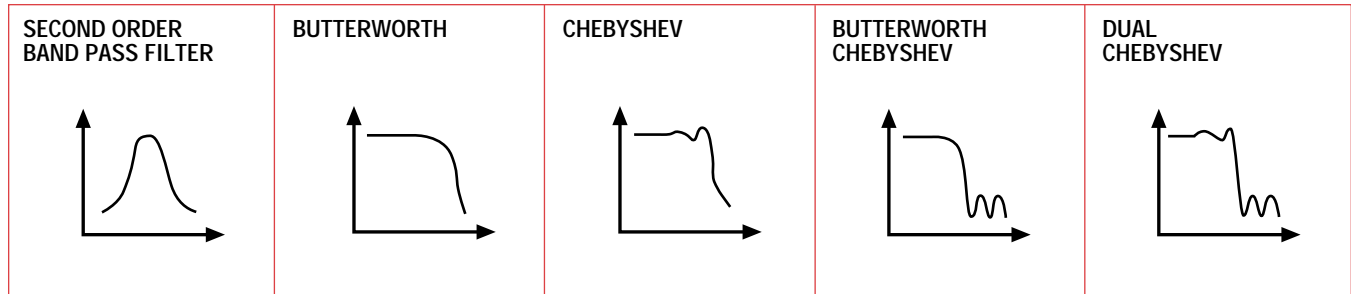
SPECIFICATIONS (Represents only a few examples.)

Part Number	Applications	Filter Function	Cutoff/Center Freq.	Output Level	Number Channels	Supply Voltage & Icc	Stopband Rejection (dB)	Passband Ripple (dB)	GDT Dev. or Phase Dev.	Input/Output Impedance
AFC820YL630KK1T	cdmaOne base station & WLL [IS-95, 1.2288Mcps]	Low Pass for transmitter & receiver baseband	630kHz	0dB	2	+5V 4mA (typ.)	>35dB @ 900kHz ~ 5MHz	<0.6dB @ 1kHz ~ 630Hz	Phase Distortion <10 mrad ² @ 1kHz ~ 630kHz	High input imp./ Low output imp.
AFC818YL2MK1T	cdma2000 (W-CDMA, UMTS) base station [3.6864, (3.84)Mcps]	Low Pass for transmitter & receiver baseband	1.84MHz (2MHz)	0dB	2	±5V 4mA (typ.)	>35dB @ 5MHz ± 2MHz	<1.0dB @ 100kHz ~ 1.84MHz	<200nsec @ 100kHz ~ 1.84MHz	High input imp./ Low output imp.
AFM834YL1900KK1	W-CDMA, UMTS base station [3.84Mcps]	Low Pass for transmitter & receiver baseband	1.92MHz	-6dB	2	±5V 28mA (typ.)	>55dB @ 5MHz ± 2MHz	<0.6dB @ 1kHz ~ 1.5MHz	<60nsec @ 1kHz ~ 1.92MHz	High input imp./ 50 ohms typ. for output imp.
AFM712YL30MK1	DTV (ATSC) HD-STB	Low Pass with output Amp. for YUV video-out	30MHz & 15 MHz	-7dB	3	+9V 95mA (max.)	>20dB @ 44MHz	-0.8dB ~ 1.2dB @ 20MHz normalized at 100kHz	10nsec ~ 20nsec @ 1MHz 31nsec ~ 51nsec @ 27MHz	High input imp./ 75 ohms typ. for Output 1 & low imp. for Output 2

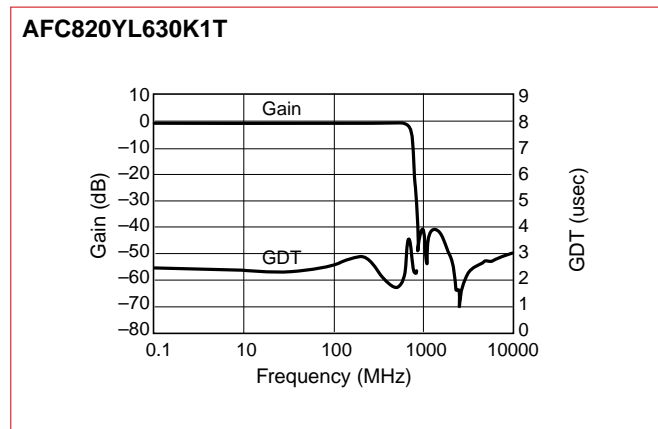
TYPICAL FILTER TYPES



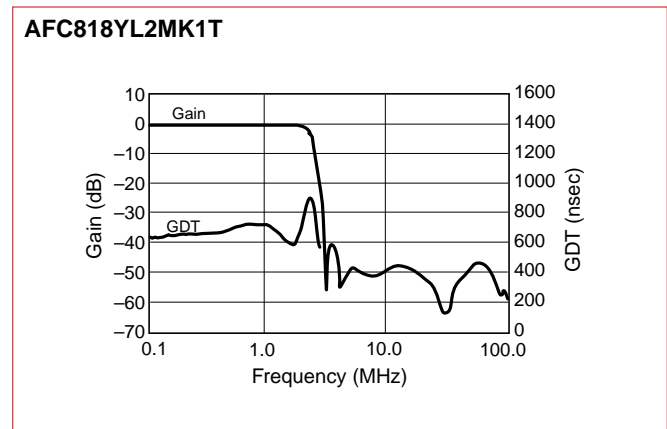
TYPICAL FILTER RESPONSES



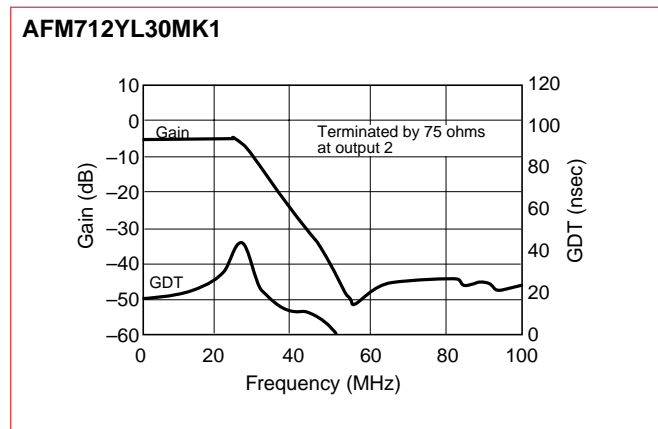
TYPICAL OVERALL CHARACTERISTICS



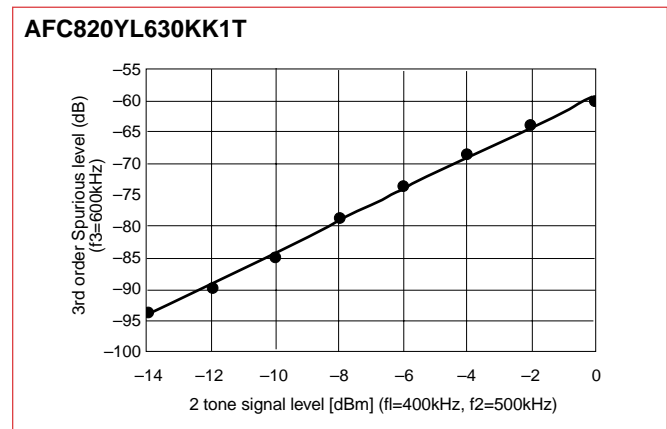
TYPICAL OVERALL CHARACTERISTICS



TYPICAL OVERALL CHARACTERISTICS



TYPICAL IM CHARACTERISTICS



HIGH FREQUENCY DEVICES

HIGH FREQUENCY DEVICES

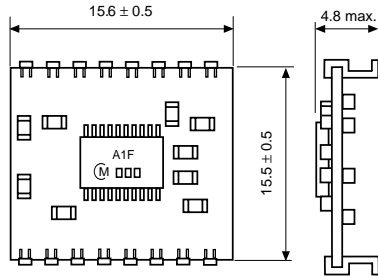
HIGH FREQUENCY ACTIVE FILTERS

DIMENSIONS

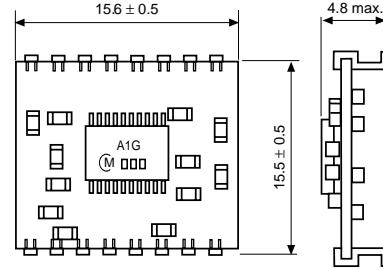
MECHANICAL DRAWING-HF-AF

DIMENSIONS: mm

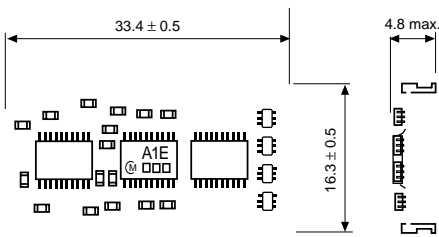
AFC820YL630KK1T



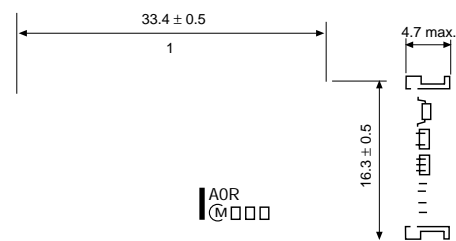
AFC818YL2MK1T



AFM834YL1900KK1

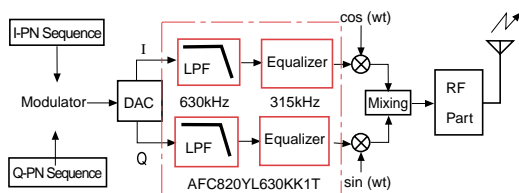


AFM712YL30MK1



TYPICAL APPLICATIONS OF LOW PASS FILTER & EQUALIZER

CDMA BASE STATION APPLICATION



DTV APPLICATION

