


1.0 x 0.5mm SMD SURGE PROTECTOR

ABSP10



RoHS
Compliant



1.0 x 0.5 x 0.4mm

FEATURES:

- Outstanding ESD protection
- Very low leakage current
- Bi-directional
- Extremely low capacitance for high speed data transmission applications

APPLICATIONS:

- High speed data ports
- USB 2.0
- IEEE 1394
- HDMI
- DVI
- High speed ethernet

STANDARD SPECIFICATIONS:

ABRACON P/N:	ABSP10
Operating Temperature:	-55 °C to +125 °C
Storage Temperature:	-40 °C to +85 °C

Capacitance	Leakage Current	Peak Voltage	Clamping Voltage	Rated Voltage
0.15pF typ. 0.25pF max.	1µA max.	500V typ.	30V typ. 100V max.	D.C. 12V

Capacitance:	The capacitance value shall be measured under the conditions specified below: Frequency: 1MHz±10%, Voltage: 1Vrms±0.2Vrms, Temperature: 25°C±2°C
Leakage Current:	The leakage current value shall be measured under the conditions specified below: Voltage: 6Vdc, Temperature: 25°C±2°C
Peak Voltage:	The peak voltage value shall be measured under the following conditions: ESD test conditions: IEC61000-4-2, 8kV contact discharge.
Clamping Voltage:	The clamping voltage value shall be measured at 30ns after initiation of pulse and measured under the conditions specified below: ESD test conditions: IEC61000-4-2, 8kV contact discharge.

ELECTRICAL PERFORMANCE:

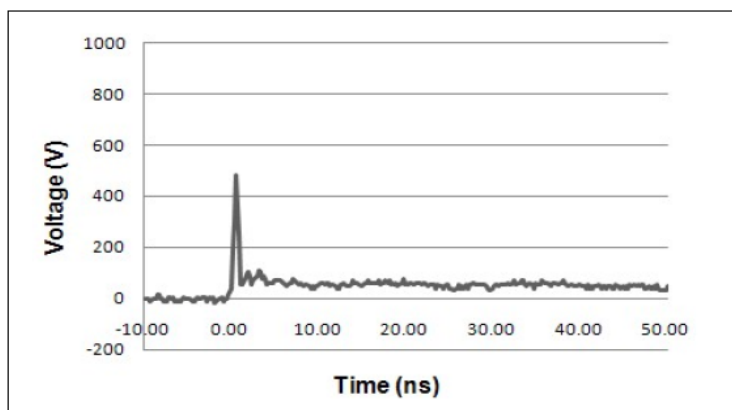


Figure 1. ESD Suppression Voltage Waveform

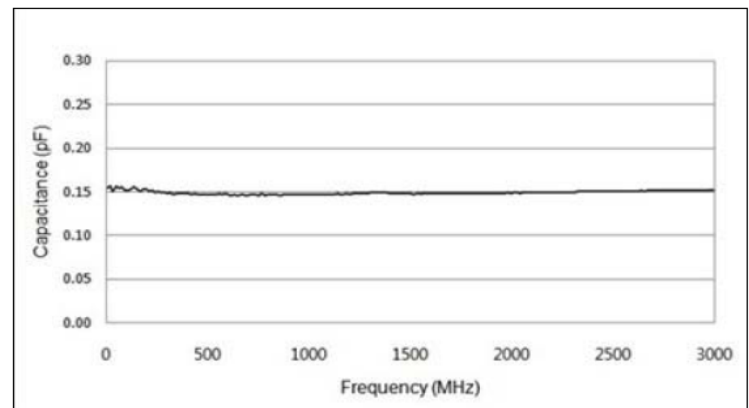
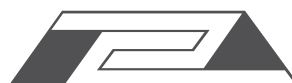


Figure 2. Capacitance




1.0 x 0.5mm SMD SURGE PROTECTOR

ABSP10



RoHS
Compliant



1.0 x 0.5 x 0.4mm

ELECTRICAL PERFORMANCE: - continued:

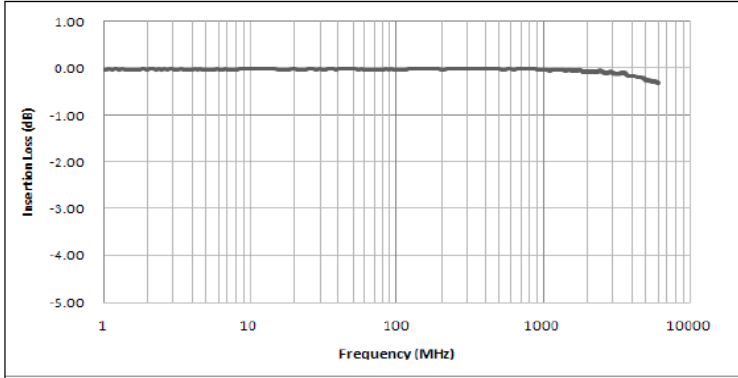


Figure 3. Insertion Loss Diagram

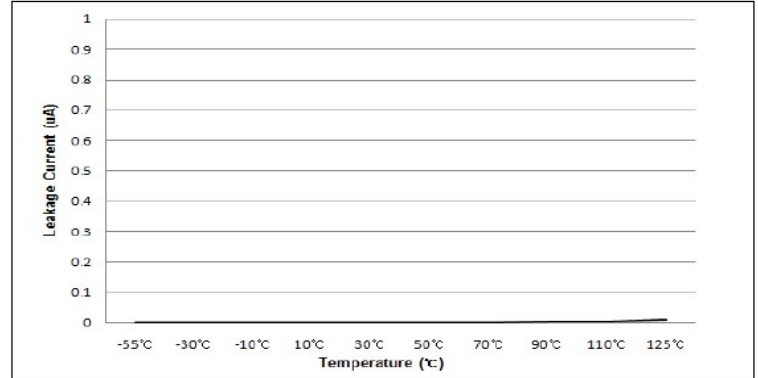


Figure 4. Change in Leakage Current according to temperature




Figure 5. Eye Diagram

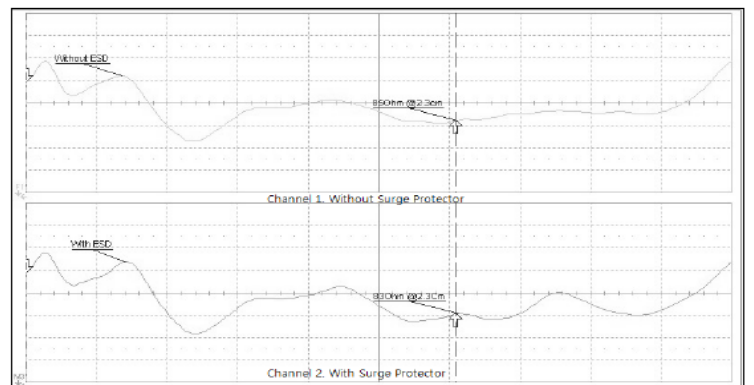


Figure 6. TDR Test Result

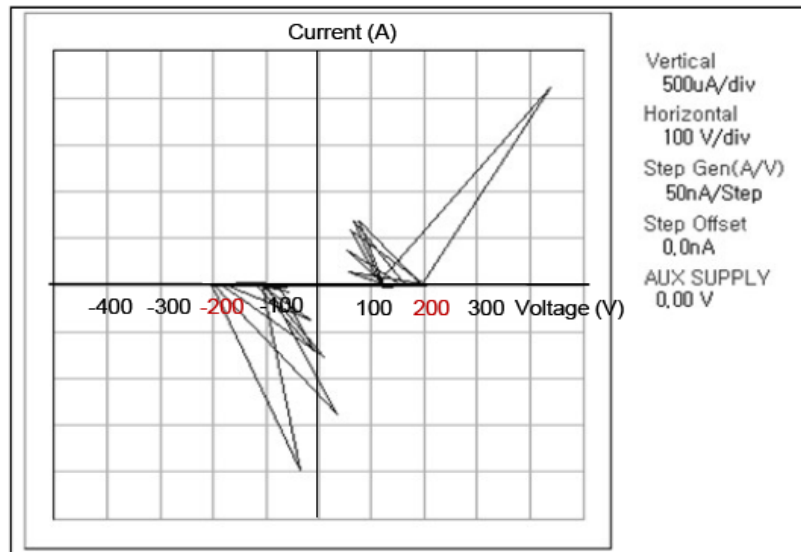



Figure 7. I-V Curve Characteristics

1.0 x 0.5mm SMD SURGE PROTECTOR

ABSP10

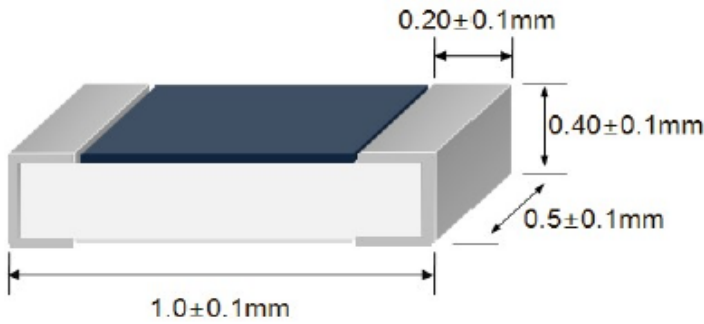


RoHS
Compliant

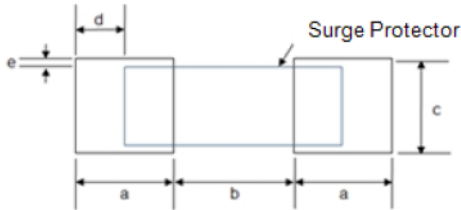


1.0 x 0.5 x 0.4mm

OUTLINE DRAWING:



Recommended Land Pattern

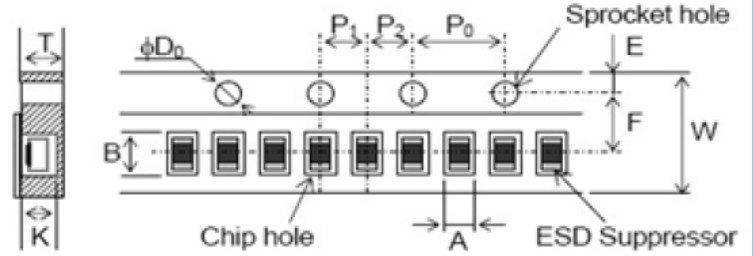


	a	b	c	d	e
Size (mm)	0.4	0.6	0.64	0.2	0.07

Dimensions: mm

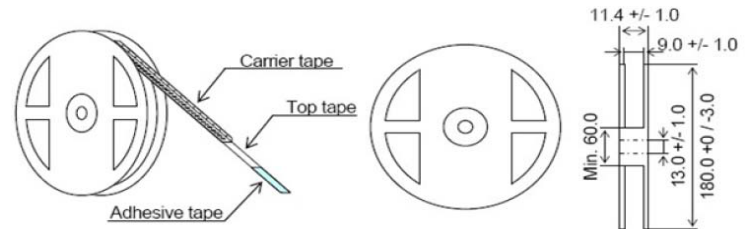
TAPE & REEL:

T = tape and reel (10,000 pcs per reel)



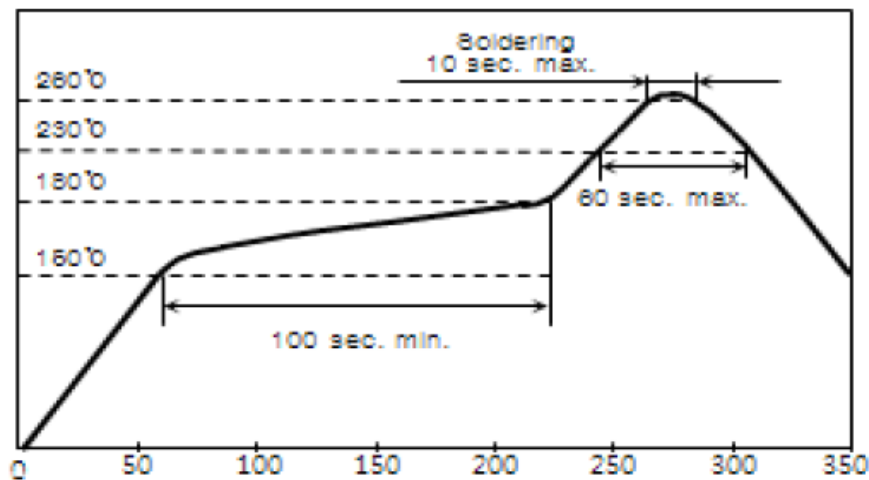
A	B	W	F	E
0.70±0.05	1.20±0.05	8.00±0.20	3.50±0.05	1.75±0.10

P ₀	P ₁	P ₂	φD ₀	K	T
4.00±0.10	2.00±0.10	2.00±0.05	1.50+0.1/-0	0.43±0.05	0.60±0.05



Dimensions: mm

REFLOW PROFILE:



ATTENTION: Abracon Corporation's products are COTS – Commercial-Off-The-Shelf products; suitable for Commercial, Industrial and, where designated, Automotive Applications. Abracon's products are not specifically designed for Military, Aviation, Aerospace, Life-dependant Medical applications or any application requiring high reliability where component failure could result in loss of life and/or property. For applications requiring high reliability and/or presenting an extreme operating environment, written consent and authorization from Abracon Corporation is required. Please contact Abracon Corporation for more information.

ABRACON IS
ISO9001:2008
CERTIFIED



ABRACON
CORPORATION

Visit www.abracon.com for Terms & Conditions of Sale **Revised: 09.15.10**
30332 Esperanza, Rancho Santa Margarita, California 92688
tel 949-546-8000 | fax 949-546-8001 | www.abracon.com