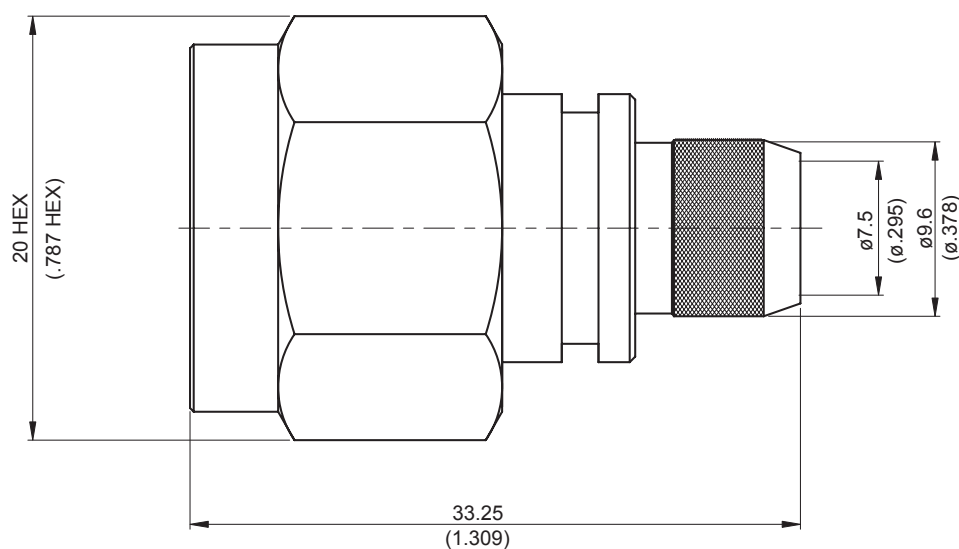


N6100A-L400

N Reverse Polarity Plug Crimp 50Ω



Parts	Material	Plating(Micro-inch)
Ferrule	Brass	Tin-Zinc-Copper-Alloy 100 Over Copper 50
Contact Pin	Phosphor Bronze	Gold 5 Over Nickel 50 Over Copper 50
Retainer Ring	Brass	Tin-Zinc-Copper-Alloy 100 Over Copper 50
Gasket	Silicon	
Contact Body	Brass	Tin-Zinc-Copper-Alloy 100 Over Copper 50
Insulator	Teflon	
Body	Brass	Tin-Zinc-Copper-Alloy 100 Over Copper 50
Coupling Nut	Brass	Tin-Zinc-Copper-Alloy 100 Over Copper 50

Weight:

Suitable Cables: LMR400, JBY400


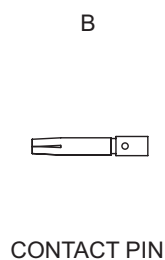
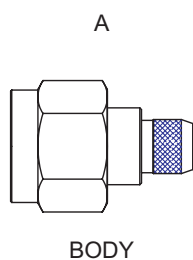
This part number complies with RoHS.

Notice: JYEBAO reserves the right to make modifications deemed appropriate.

CABLE ASSEMBLY INSTRUCTION

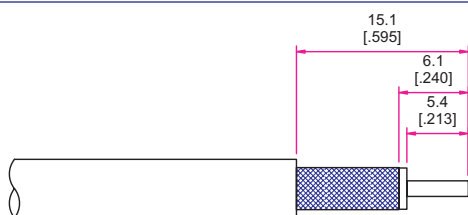
N6100A-L400

JYE BAO CO., LTD.

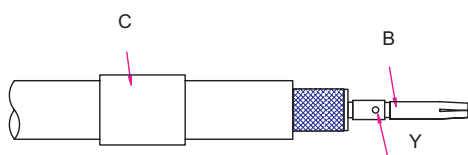


DIAGRAM

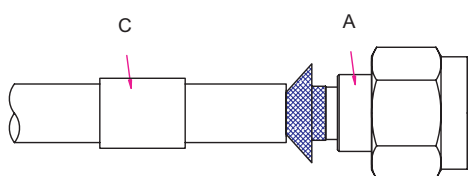
ASSEMBLY INSTRUCTION



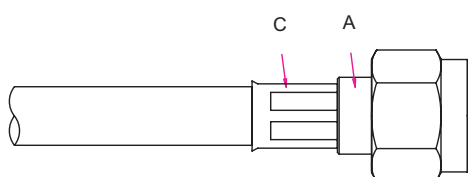
Step 1: STRIP AS SHOWN .



Step 2: SLIDE FERRULE " C " OVER CABLE.
Step 3: PUT PIN " B " ON CENTER CONDUCTOR AND SOLDER IN " Y " .



Step 4: LOOSEN BRAIDING AND SLIDE CONNECTOR " A " IN PLACE.



Step 5: SLIDE FERRULE " C " TOWARDS THE CONNECTOR " A " AND CRIMP.

This part number complies with RoHS.

Notice: JYEBAO reserves the right to make modifications deemed appropriate.