

NOTES:

PINS NOT ELECTRICALLY CONNECTED ARE OMITTED.

ELECTRICAL SPECIFICATIONS:

1.0 INDUCTANCE:

P1-J1=P2-J2 ; P4-J4=P5-J5 : 65 uH 0.01V, 10 KHz, nominal.

2.0 DC RESISTANCE:

P1-J1 : .5 ohm MAX

P2-J2 : .5 ohm MAX

P4-J4 : .5 ohm MAX

P5-J5 : .5 ohm MAX

3.0 Common Mode:

FREQUENCY (MHz)	CMA (-dB)	
	TYPICAL	MIN
1	8	5
5	17	15
20	23	15
70	25	20
200	22	17
500	11	6

InNet Technologies Inc.

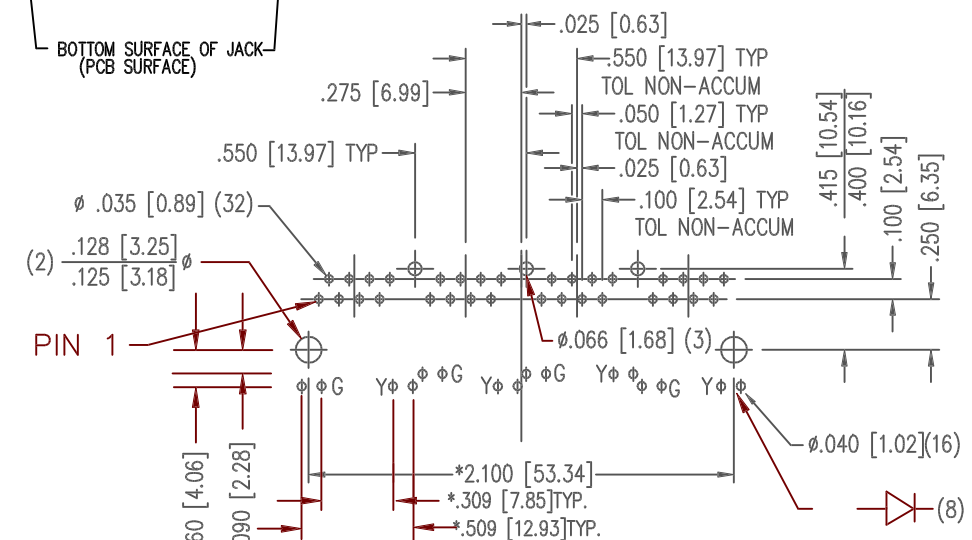
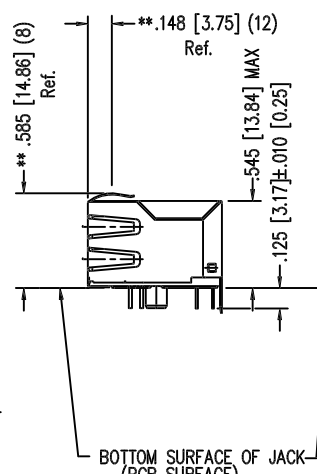
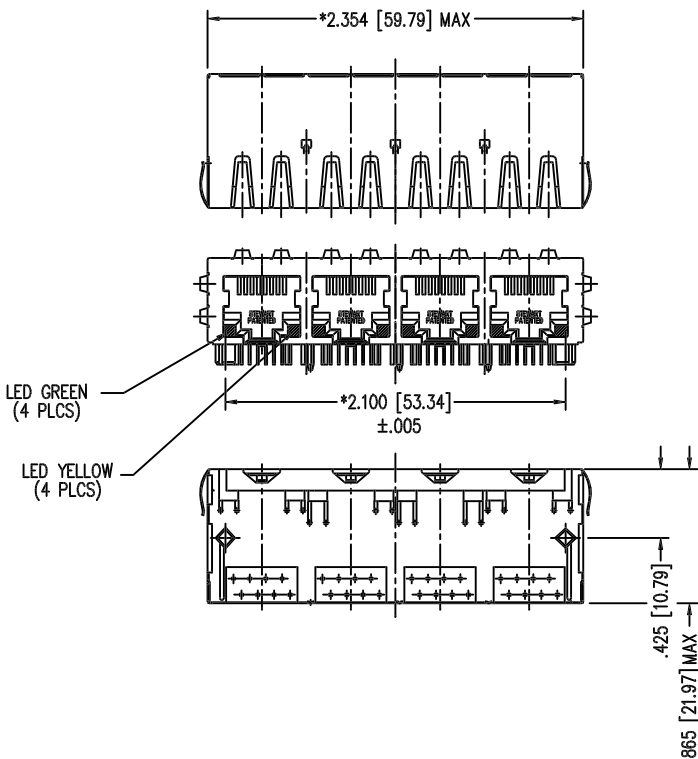
<http://www.innet-tech.com>

Stewart Connector Systems

<http://www.stewartconnector.com>

SHEET
1 OF 3

DRAWING NO. SI-40017 REV. 03



NOTES:

- TOLERANCES COMPLY WITH F.C.C. DIMENSION REQUIREMENTS
- DIMENSIONS SHOWN WITH "*" TO BE CENTRAL ABOUT CENTER LINE
- "***" ON DIMENSION INDICATES HIGHEST POINT OF BEAM
- DIMENSIONS SHOWN ARE SUBJECT TO CHANGE WITHOUT NOTICE
- PIN NOT ELECTRICALLY CONNECTED MAYBE OMITTED. SEE ELECTRICAL DRAWING FOR OMITTED PINS.

AVAILABLE WITH:

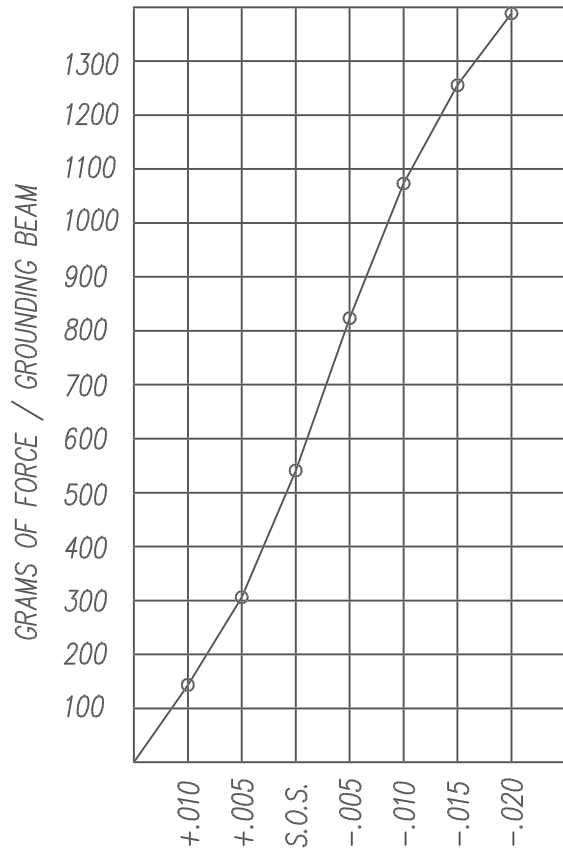
- STANDARD 50 MICRO-INCH SELECTIVE

LED SPECIFICATION

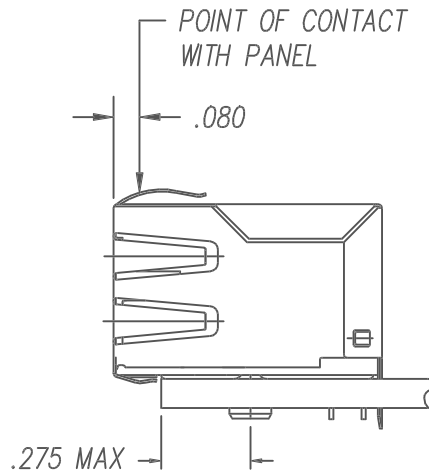
POWER DISSIPATION: 105mW
 FORWARD VOLTAGE *:
 YELLOW : 2.1V (TYP) ; 2.5V (MAX)
 GREEN : 2.25V (TYP) ; 2.6V (MAX)
 INTENSITY @ 10ma : 2-8 MCD
 WAVELENGTH :
 YELLOW : 590 nm
 GREEN : 565 nm

* WITHA FORWARD CURRENT OF 20mA

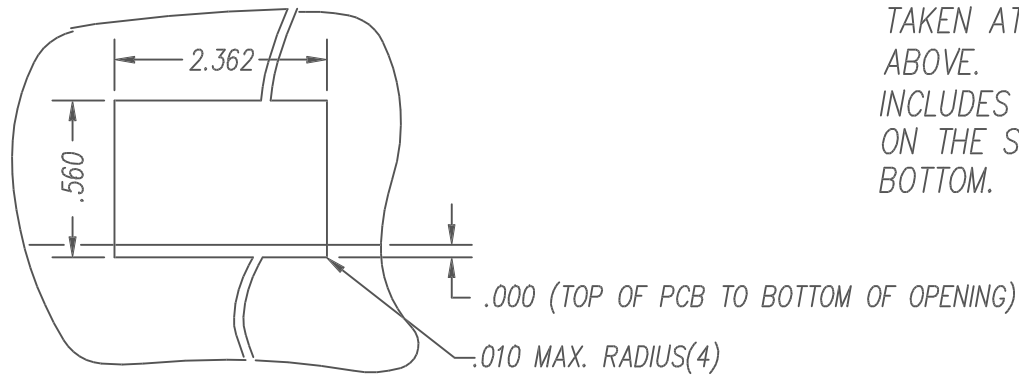
InNet Technologies Inc.
<http://www.innet-tech.com>
Stewart Connector Systems
<http://www.stewartconnector.com>



PANEL GROUNDING BEAM DEFLECTION
S.O.S. = SUGGESTED OPENING SIZE



THE SUGGESTED PANEL OPENING IS INTENDED TO GIVE THE USER THE ABILITY TO HAVE REASONABLE JACK / PANEL CLEARANCES YET MAINTAIN RELIABLE GROUNDING CAPABILITY. THESE VARIABLES CAN BE ADJUSTED IN EITHER DIRECTION BUT MAY CARRY SOME CONSEQUENCES IN THE FORM OF LOWER MATING FORCES OR TIGHTER ASSEMBLY TOLERANCES. FORCE VALUES ON THE GRAPH ARE GENERAL AVERAGES TAKEN AT THE POINT OF CONTACT SHOWN ABOVE. THE SUGGESTED PANEL OPENING INCLUDES APPROXIMATELY .020 CLEARANCE ON THE SIDES AND TOP AND .005 ON THE BOTTOM.



SUGGESTED PANEL OPENING

CT720035X1/24-001701

InNet Technologies Inc.

<http://www.innet-tech.com>

Stewart Connector Systems

<http://www.stewartconnector.com>

SHEET
3 OF 3

DRAWING NO.

SI-40017

REV.
03