

0.125-18 GHz

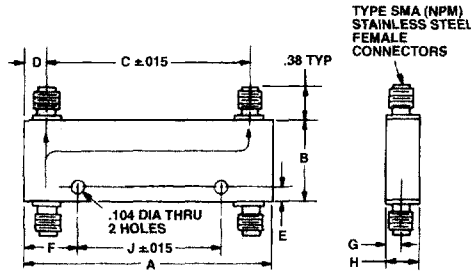
SMA MINIATURE STRIPLINE 90° COAXIAL MINI-HYBRIDS

- Complete Frequency Range 125 MHz to 18 GHz
- Smallest Units Available
- Isolation to 30 dB Min. for L Band
- Rigid Construction Resists Shock and Vibration
- Operational to 105°C Without Degradation (125°C Storage)

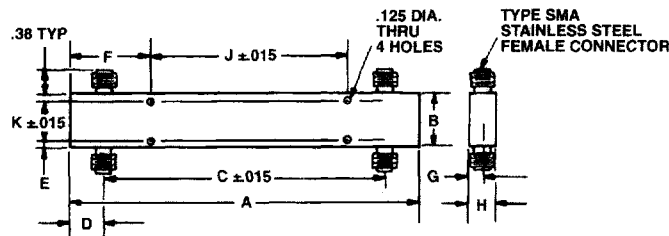
SPECIFICATIONS

FREQUENCY RANGE GHz	MODEL	COUPLING (Nominal) dB	VSWR (Max)	ISOLATION dB (Min)	AMP BAL dB	PHASE BAL Degrees	POWER		WEIGHT	
							Avg Watts	Peak kW	Oz	Gr
0.125-0.25	4029C	3 ⁺² ₋₀	1.25	25	±0.6	5°	50	5	6	170
0.25-0.5	4030C	3 ⁺² ₋₀	1.25	25	±0.6	5°	50	5	3.0	85
0.5-1	4031C	3 ⁺² ₋₀	1.25	20	±0.6	5°	50	5	1.4	40
1-2	4032C	3 ⁺² ₋₀	1.10	30	±0.6	5°	50	5	0.70	20
2-4	4033C	3 ⁺² ₋₀	1.20	22	±0.6	5°	50	5	0.53	16
2.6-5.2	4063	3 ⁺³ ₋₀	1.25	20	±0.6	10°	50	5	0.50	14
4-8	4034C	3 ⁺³ ₋₀	1.25	20	±0.6	10°	50	5	0.56	16
7-12.4	4035C	3 ⁺³ ₋₀	1.30	18	±0.6	10°	50	5	0.60	17
7.5-16	4065	3 ⁺⁶ ₋₀	1.35	15	±0.6	10°	30	5	0.70	20
12.4-18	4036C	3 ⁺⁶ ₋₀	1.40	15	±0.7	10°	50	5	0.70	20

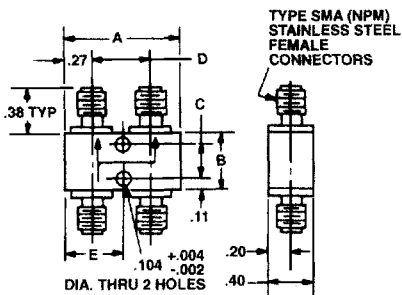
OUTLINE DRAWINGS



MODEL NO.	MAXIMUM DIMENSIONS								
	A	B	C ±.015	D	E	F	G	H	J ±.015
4029C	3.12	2.30	2.234	.45	1.15	.18	.26	.51	2.770
4031C	3.06	.51	2.562	.25	.10	.85	.20	.39	1.375
4032C	1.77	.51	1.281	.25	.10	.64	.19	.39	.500



MODEL	MAXIMUM DIMENSIONS									
	A	B	C ±.015	D	E	F	G	H	J ±.015	K ±.015
4030C	5.80	.70	4.925	.44	.10	.91	.22	.43	4.000	.518



MODEL NO.	A	B	C ±.015	D ±.02	E
4033C	1.20	.55	.312	.66	.60
4034C	1.04	.55	.312	.50	.52
4035C	1.04	.55	.312	.50	.52
4036C	1.04	.62	.389	.50	.52
4063	1.20	.55	.312	.66	.60
4065	1.04	.62	.389	.50	.52

All dimensions are Max. unless otherwise specified.