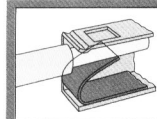





Insulated Terminal Blocks, Connections: Grey Terminal Block Side 1 x 0.75 mm²/2.5 mm² White Terminal Block Side 2 x 2.5 mm²



<p>1 x 0.5 – 0.75 mm² "s" 1 x 0.5 – 2.5 mm² "s" 2 x 0.5 – 2.5 mm² "s" 400 V/4 kV/2 Ⓢ 24 A</p> <p>2 x AWG 20 – 18 Ⓢ 2 x AWG 20 – 14 Ⓢ 2 x AWG 20 – 14 Ⓢ 300 V/10 A Ⓢ 300 V/10 A Ⓢ</p> <p>8 – 9 mm / 0.33 in</p> <p>* Ⓢ VDE Ⓢ IEC Ⓢ N Ⓢ CCA Ⓢ Ⓢ Ⓢ Ⓢ</p>	<p>1 x 0.5 – 0.75 mm² "s" 1 x 0.5 – 2.5 mm² "s" 2 x 0.5 – 2.5 mm² "s" 400 V/4 kV/2 Ⓢ 24 A</p> <p>2 x AWG 20 – 18 Ⓢ 2 x AWG 20 – 14 Ⓢ 2 x AWG 20 – 14 Ⓢ 300 V/10 A Ⓢ 300 V/10 A Ⓢ</p> <p>8 – 9 mm / 0.33 in</p> <p>* Ⓢ VDE Ⓢ IEC Ⓢ N Ⓢ CCA Ⓢ Ⓢ Ⓢ Ⓢ</p>	<p>1 x 0.5 – 0.75 mm² "s" 1 x 0.5 – 2.5 mm² "s" 2 x 0.5 – 2.5 mm² "s" 400 V/4 kV/2 Ⓢ 24 A</p> <p>2 x AWG 20 – 18 Ⓢ 2 x AWG 20 – 14 Ⓢ 2 x AWG 20 – 14 Ⓢ 300 V/10 A Ⓢ 300 V/10 A Ⓢ</p> <p>8 – 9 mm / 0.33 in</p> <p>* Ⓢ VDE Ⓢ IEC Ⓢ N Ⓢ CCA Ⓢ Ⓢ Ⓢ Ⓢ</p>
--	--	--



No. of poles	Item-No.	Item-No.	Pack.-unit pcs	No. of poles	Item-No.	Item-No.	Pack.-unit pcs	No. of poles	Item-No.	Pack.-unit pcs	
Insulated terminal blocks with fixing holes, without printing ④, without push buttons				Insulated terminal blocks with one snap-in mounting foot each per pole, without printing ④, without push buttons				Insulated terminal blocks with 2 snap-in mounting feet per pole, without printing ④, without push buttons			
housing				housing				housing			
long short				long short				long			
2	293-102	293-152	1000	2	293-132	293-172	1000	3	293-193	500	
3	293-103	293-153	500	3	293-133	293-173	500	5	293-195	250	
4	293-104	293-154	250	4	293-134	293-174	250				
5	293-105	293-155	250	5	293-135	293-175	250				
Push buttons on one side (white side) of terminal block				Push buttons on one side (white side) of terminal block				Push buttons on one side (white side) of terminal block			
housing				housing				housing			
long short				long short				long			
2	293-202	293-252	1000	2	293-232	293-272	1000	3	293-293	500	
3	293-203	293-253	500	3	293-233	293-273	500	5	293-295	250	
4	293-204	293-254	250	4	293-234	293-274	250				
5	293-205	293-255	250	5	293-235	293-275	250				
Push buttons on both sides				Push buttons on both sides				Push buttons on both sides			
housing				housing				housing			
long short				long short				long			
2	293-302	293-352	1000	2	293-332	293-372	1000	3	293-393	500	
3	293-303	293-353	500	3	293-333	293-373	500	5	293-395	250	
4	293-304	293-354	250	4	293-334	293-374	250				
5	293-305	293-355	250	5	293-335	293-375	250				

④ For types of fixing, accessories, marking and ground (earth) contacts, see pages 6.10 – 6.11

