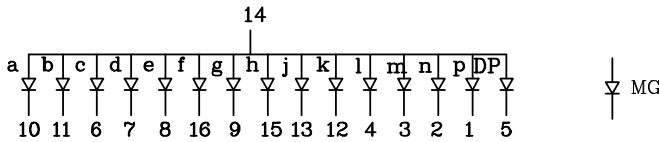
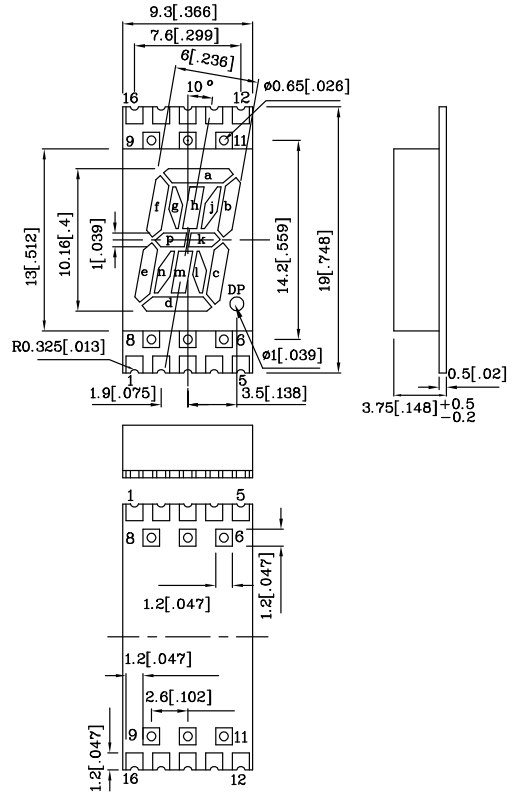


Features

- 0.4 INCH CHARACTER HEIGHT.
- LOW CURRENT OPERATION.
- HIGH CONTRAST AND LIGHT OUTPUT.
- EASY MOUNTING ON P.C. BOARDS OR SOCKETS.
- CATEGORIZED FOR LUMINOUS INTENSITY.
- MECHANICALLY RUGGED.
- GRAY FACE, WHITE SEGMENT.
- PACKAGE : 800PCS / REEL.
- RoHS COMPLIANT.



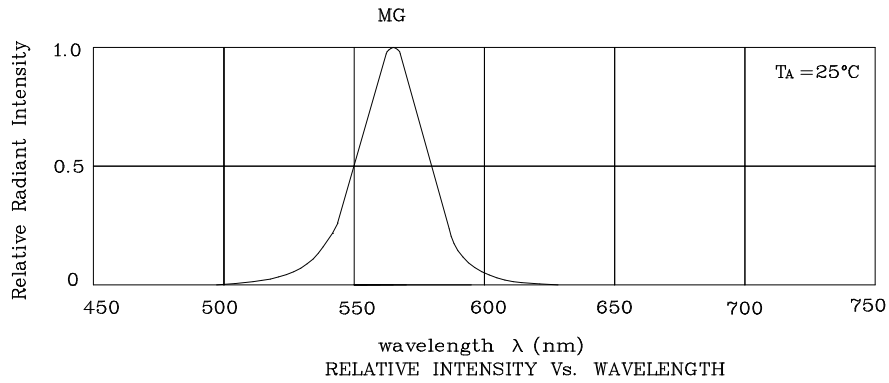
Notes:

1. All dimensions are in millimeters (inches).
2. Tolerance is $\pm 0.25(0.01)$ " unless otherwise noted.

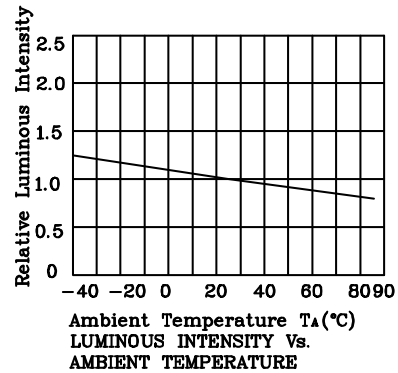
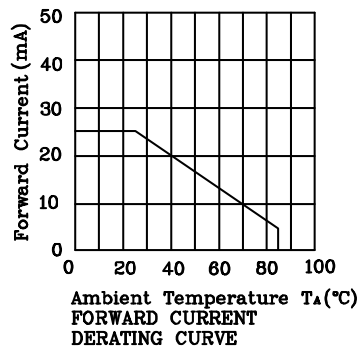
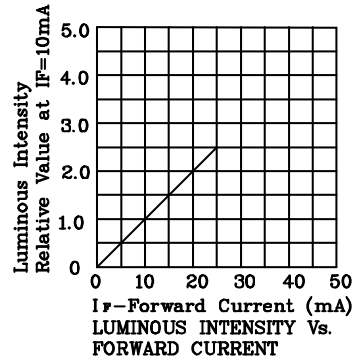
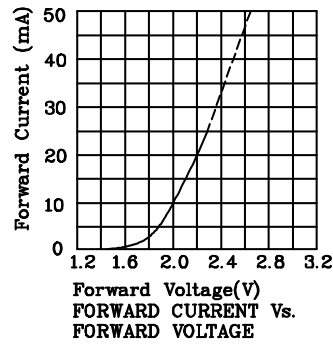
| Absolute maximum ratings (TA=25°C) | | MG (GaP) | Unit |
|--|------|-------------|------|
| Reverse Voltage | VR | 5 | V |
| Forward Current | IF | 25 | mA |
| Forward Current (Peak) 1/10 Duty Cycle 0.1ms Pulse Width | iFS | 140 | mA |
| Power Dissipation | Pr | 105 | mW |
| Operating Temperature | TA | -40 ~ +85 | °C |
| Storage Temperature | Tstg | -40 ~ +85 | |

| Operating Characteristics (TA=25°C) | | MG (GaP) | Unit |
|---|-----------------|-------------|------|
| Forward Voltage (Typ.) (IF=10mA) | VF | 2 | V |
| Forward Voltage (Max.) (IF=10mA) | VF | 2.5 | V |
| Reverse Current (VR=5V) | IR | 10 | uA |
| Wavelength of Peak Emission (IF=10mA) | λP | 565 | nm |
| Wavelength of Dominant Emission (IF=10mA) | λD | 568 | nm |
| Spectral Line Full Width At Half-Maximum (IF=10mA) | $\Delta\lambda$ | 30 | nm |
| Capacitance (VF=0V, f=1MHz) | C | 15 | pF |

| Part Number | Emitting Color | Emitting Material | Luminous Intensity (IF=10mA) ucd | | Wavelength nm λP | Description |
|-------------|----------------|-------------------|--|------|---------------------------------|--------------------------------|
| | | | min. | typ. | | |
| XZAMG10A | Green | GaP | 1900 | 7490 | 565 | Common Anode, Rt. Hand Decimal |



❖ MG



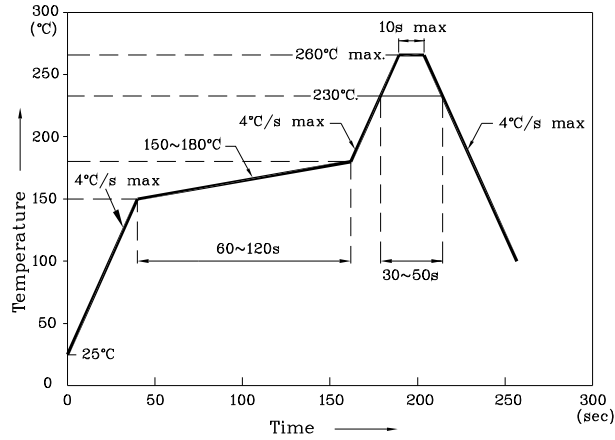
Remarks:

If special sorting is required (e.g. binning based on forward voltage, luminous intensity or wavelength), the typical accuracy of the sorting process is as follows:

1. Wavelength: +/-1nm
2. Luminous Intensity: +/-15%
3. Forward Voltage: +/-0.1V

Note: Accuracy may depend on the sorting parameters.

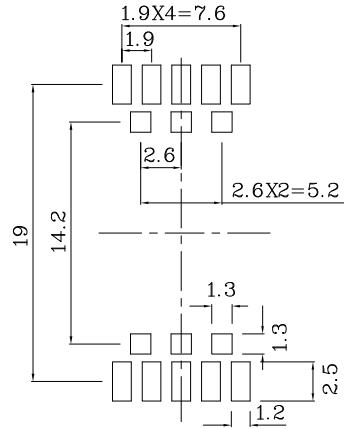
Reflow Soldering Profile For Lead-free SMT Process.



Notes:

1. Maximum soldering temperature should not exceed 260°C.
2. Recommended reflow temperature: 145°C–260°C.
3. Do not put stress to the epoxy resin during high temperatures conditions.

❖ Recommended Soldering Pattern (Units : mm;Tolerance: ± 0.15)



❖ Tape Specification (Units : mm)

