

# REMEC

## Triple Balanced Mixer Multi-Octave Band

RF 6.0-18.0 GHz  
LO 6.0-18.0 GHz  
IF 1.5-8.0 GHz

### Electrical Specifications <sup>(1)</sup>:

Parameter	Conditions			Specifications		
	RF(GHz)	LO(GHz)	IF(GHz)	Min	Typical	Max
SSB Conversion loss: <sup>(2)</sup> <sup>(3)</sup>	6.0-17.0	6.0-17.0	3.0-6.0		6.0 dB	8.5 dB
	6.0-17.0	6.0-17.0	2.0-8.0		7.0 dB	9.5 dB
	6.0-18.0	6.0-18.0	1.5-8.0		7.7 dB	10.5 dB
Isolation						
	LO to RF:	6.0-18.0		20 dB	28 dB	
	LO to IF:	6.0-18.0		15 dB	26 dB	
	RF to IF:	6.0-18.0			18 dB	
			1.5-8.0		25 dB	
Input 1-dB Compression Point:	6.0-18.0	6.0-18.0	1.5-8.0		+5 dBm	MM94
					+8 dBm	MM96
Input Third Order Intercept Point:	6.0-18.0	6.0-18.0	1.5-8.0		+12 dBm	MM97
					+15 dBm	MM98
					+14 dBm	MM94
					+17 dBm	MM96
					+21 dBm	MM97
LO Power: <sup>(4)</sup>	6.0-18.0	6.0-18.0	1.5-8.0		+24 dBm	MM98
					+10 dBm	MM94
					+13 dBm	MM96
					+17 dBm	MM97
					+21 dBm	MM98

### MM9XXG

LO Power

4 = +10 dBm  
6 = +13 dBm  
7 = +17 dBm  
8 = +21 dBm

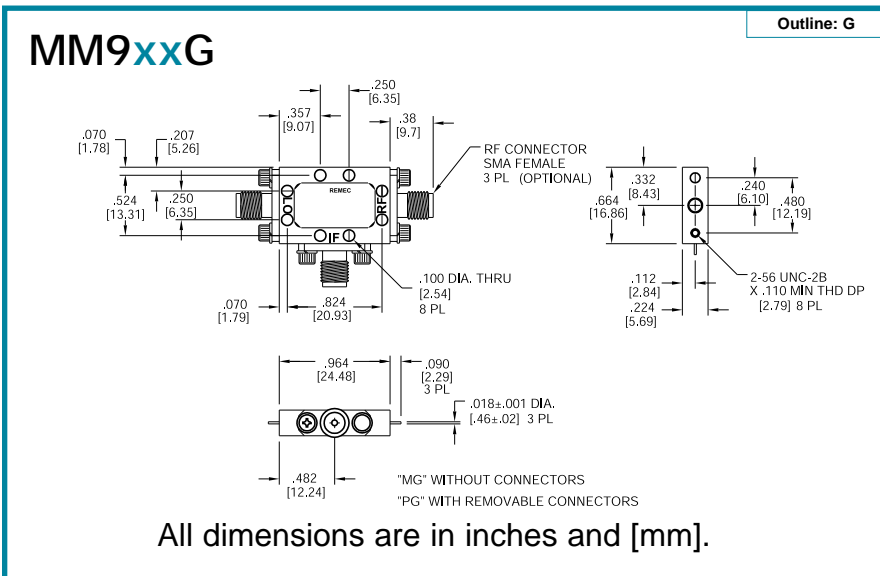
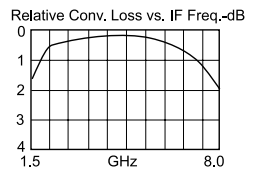
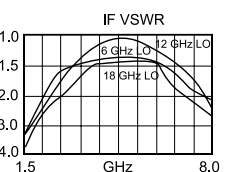
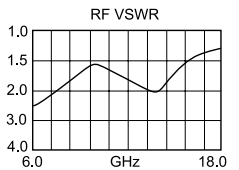
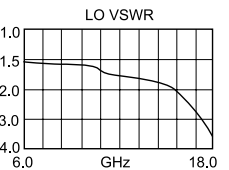
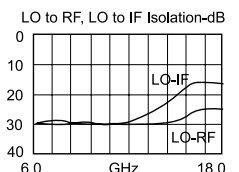
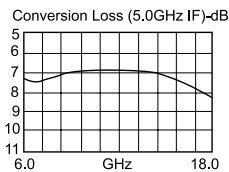
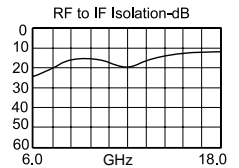
Drop-In Module or With SMA(F) Connectors

M = Module  
P = With Connectors

#### Notes:

- Specifications are guaranteed when tested as a downconverter in a 50 Ohm system from -55°C to +100°C with the nominal LO power. Specifications indicated as typical are not guaranteed.
- Noise figure is typically within ±0.5 dB of conversion loss.
- Conversion loss typically degrades less than 0.5 dB at +100°C and improves less than 0.5 dB at -55°C.
- Usable LO drives are up to 2 dB below and 3 dB above nominal.

### Typical Performance at 25°C



Specifications subject to change without notice.