Single-Conductor PCB Terminal Strips, Series 235, Pin Spacings 5/5.08 mm / 0.2 in; 7.5/7.62 mm / 0.3 in; 10/10.16 mm / 0.4 in Side-entry

PUSH-WIRE CONNECTION

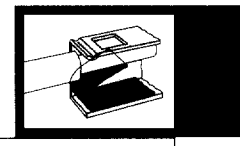

Pin spacing 5/5.08 mm / 0.2 in	Pin spacing 7.5/7.62 mm / 0.3 in	Pin spacing 10/10.16 mm / 0.4 in
0.5 – 2.5 mm² "s" (1.5 mm² "s" w. push-bu.) | AWG 20–14 "sol."	0.5 – 2.5 mm² "s" (1.5 mm² "s" w. push-bu.) | AWG 20–14 "sol."	0.5 – 2.5 mm² "s" (1.5 mm² "s" w. push-bu.) | AWG 20–14 "sol."
250 V/4 kV/3, 10 A | 300 V, 10 A	400 V/6 kV/3, 10 A | 300 V, 10 A	500 V/6 kV/3, 10 A | 300 V, 10 A
500 V/4 kV/2, 10 A | 300 V, 10 A	800 V/6 kV/2, 10 A | 300 V, 10 A	1000 V/6 kV/2, 10 A | 300 V, 10 A
9 – 10 mm / 0.37 in	9 – 10 mm / 0.37 in	9 – 10 mm / 0.37 in
*	*	*







Single-conductor terminal strips without push-buttons, 2 solder pins/pole, grey, standard lengths

No. of poles	Item-No.	Pack.-unit pcs
2	**235-402**	420 (4 x 105)
3	**235-403**	280 (4 x 70)
4	**235-404**	220 (4 x 55)
5	**235-405**	180 (4 x 45)
6	**235-406**	140 (4 x 35)
7	**235-407**	120 (4 x 30)
8	**235-408**	100 (4 x 25)
9	**235-409**	100 (4 x 25)
10	**235-410**	80 (4 x 20)
12	**235-412**	80 (4 x 20)
16	**235-416**	60 (4 x 15)
24	**235-424**	40 (4 x 10)
36	**235-436**	20 (4 x 5)
48	**235-448**	20 (4 x 5)

Additional item-No. for single-conductor terminal strips with push-buttons
.../331-000

Other lengths – contact factory.
For assemblies of different colors, please see form on page 4.80.

Single-conductor terminal strips without push-buttons, 2 solder pins/pole, grey, standard lengths

No. of poles	Item-No.	Pack.-unit pcs
2	**235-502**	280 (4 x 70)
3	**235-503**	200 (4 x 50)
4	**235-504**	160 (4 x 40)
5	**235-505**	120 (4 x 30)
6	**235-506**	100 (4 x 25)
7	**235-507**	80 (4 x 20)
8	**235-508**	80 (4 x 20)
9	**235-509**	60 (4 x 15)
10	**235-510**	60 (4 x 15)
12	**235-512**	40 (4 x 10)
16	**235-516**	40 (4 x 10)
24	**235-524**	20 (4 x 5)

Additional item-No. for single-conductor terminal strips with push-buttons
.../331-000

Other lengths – contact factory.
For assemblies of different colors, please see form on page 4.80.

Single-conductor terminal strips without push-buttons, 2 solder pins/pole, grey, standard lengths

No. of poles	Item-No.	Pack.-unit pcs
2	**235-802**	220 (4 x 55)
3	**235-803**	160 (4 x 40)
4	**235-804**	120 (4 x 30)
5	**235-805**	80 (4 x 20)
6	**235-806**	80 (4 x 20)
7	**235-807**	60 (4 x 15)
8	**235-808**	60 (4 x 15)
9	**235-809**	40 (4 x 10)
10	**235-810**	40 (4 x 10)
12	**235-812**	40 (4 x 10)
16	**235-816**	20 (4 x 5)
24	**235-824**	20 (4 x 5)

Additional item-No. for single-conductor terminal strips with push-buttons
.../331-000

Other lengths – contact factory.
For assemblies of different colors, please see form on page 4.80.



Additional item-Nos. for colored terminal strips

blue	**.../000-006** ❶
dark grey	**.../000-008**
light grey	**.../000-009**
orange	**.../000-012**
light green	**.../000-017**

❶ With blue insulating housings suitable f. EEx i-applic. (only pin spacings 7.5/7.62 mm/0.3 in + 10/10.16 mm/0.4 in)

Ordering examples
Single-conductor terminal strip with push-buttons, pin spacing 5/5.08 mm / 0.2 in
12-pole, orange: **235-412/331-012**

Single-conductor terminal strip without push-buttons, pin spacing 7.5/7.62 mm / 0.3 in
16-pole, blue: **235-516/000-006**

Dimensions (in mm) (Adjustment of pin spacing is made by pulling on the end blocks so that they expand to satisfy the hole centers required.)

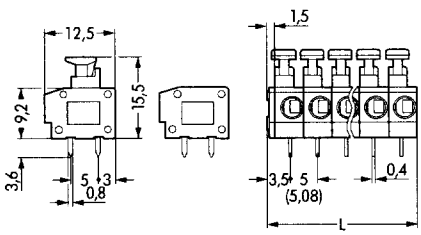

Diameter of drilled hole: $1^{+0.1}$ mm
L = (No. of poles x pin spacing) + 1.5 mm

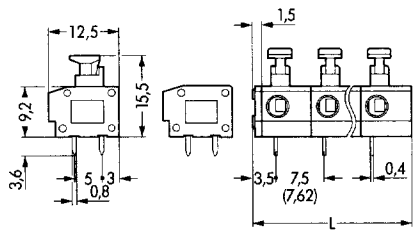

Diameter of drilled hole: $1^{+0.1}$ mm
L = (No. of poles x pin spacing) + 1.5 mm

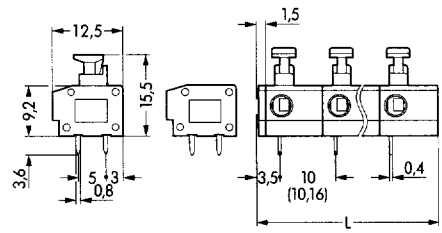

Diameter of drilled hole: $1^{+0.1}$ mm
L = (No. of poles x pin spacing) + 1.5 mm

WAGO®