

For Low Temperature Type Capacitors


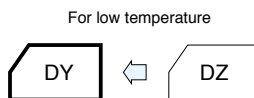
GREEN CAP

70°C

2.5V

For -40°C

- For Low Temperature (-40°C).
- Pollution-Free ; with no pollutants such as Cd or Pb.
- Unlike batteries, excellent charge and discharge characteristics with no chemical reaction.



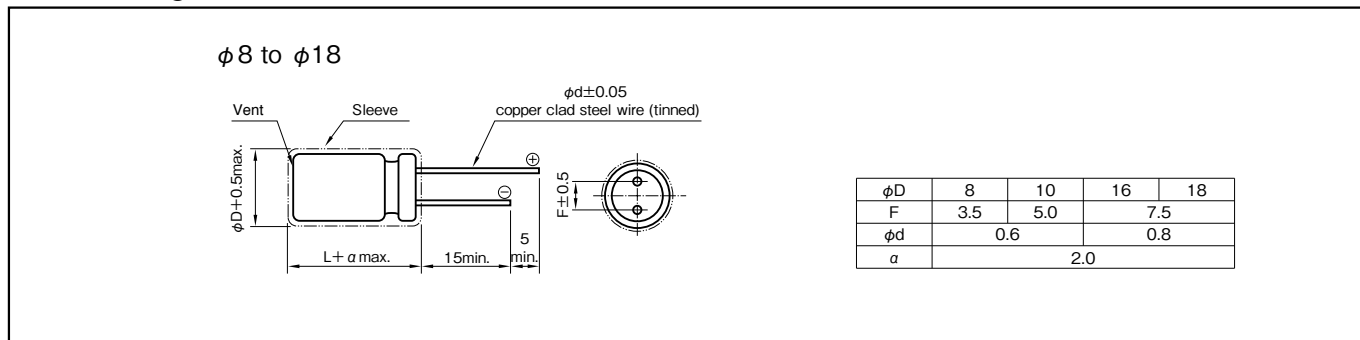
Marking color : White print on a brown sleeve

Specifications

Item	Performance		
Category temperature range (°C)	-40 to +70		
Tolerance at rated capacitance (%)	-20 to +80		
Internal resistance at 1 kHz	Refer to the Standard Ratings		
Characteristics at high and low temperature	Percentage of capacitance change	-25 to +70°C	Within ±30% of the value at 20°C
		-40 to <-25°C	Within ±50% of the value at 20°C
	Internal resistance	-25 to +70°C	Less than five times of the value at 20°C
		-40 to <-25°C	Less than ten times of the value at 20°C
Endurance (70°C)	Test time	1000 hours	
	Percentage of capacitance change	Within ±30% of initial measured value	
	Internal resistance	Less than four times of the initial specified value	
Shelf life (70°C)	Test time : 1000 hours ; Same as endurance.		
Applicable standards	Conforms to JIS C5160-1 (IEC 62391-1)		

Outline Drawing

Unit : mm



Part numbering system (example : 2.5V10F)

DY	—	2R5	D	106	Z6(S)	T	—	
Series code		Max. operating voltage symbol	Terminal code	Rated capacitance symbol	Casing symbol			Taping (Forming) symbol

Part number is refer to the following table.

Standard Ratings

Max. operating voltage (V)	Rated capacitance (F)	Max. Leakage Current (mA) after 24h	ELNA Parts No.	φD × L (mm)	Internal resistance (Ω max.) at 1kHz	Internal resistance (mΩ) at 1kHz (measurement value)
2.5	1	0.1	DY-2R5D105G3T	8 × 12	1	200
2.5	2.7	0.2	DY-2R5D275G5ST	8 × 20	0.5	120
2.5	3.3	0.2	DY-2R5D335H5T	10 × 20	0.3	100
2.5	4.7	0.3	DY-2R5D475H5T	10 × 20	0.2	70
2.5	5.6	0.3	DY-2R5D565H5T	10 × 20	0.2	70
2.5	6.8	0.4	DY-2R5D685H6T	10 × 25	0.2	50
2.5	10	0.5	DY-2R5D106H8T	10 × 35	0.2	35
2.5	10	0.5	DY-2R5D106Z6ST	12.5 × 25	0.2	35
2.5	15	0.7	DY-2R5D156Z8ST	12.5 × 35	0.2	30
2.5	15	0.7	DY-2R5D156J5T	16 × 20	0.2	30
2.5	22	0.8	DY-2R5D226J6T	16 × 25	0.2	25
2.5	33	0.8	DY-2R5D336J8T	16 × 35.5	0.2	25
2.5	40	0.8	DY-2R5D406K9T	18 × 40	0.2	25

NOTE : Design, Specifications are subject to change without notice.
It is recommended that you shall obtain technical specifications from ELNA to ensure that the component is suitable for your use.