



PJGBLC03~PJGBLC24C SERIES

ULTRA LOW CAPACITANCE TVS ARRAY

VOLTAGE 3.3~24 Volt **POWER** 350 Watt

SOD-323

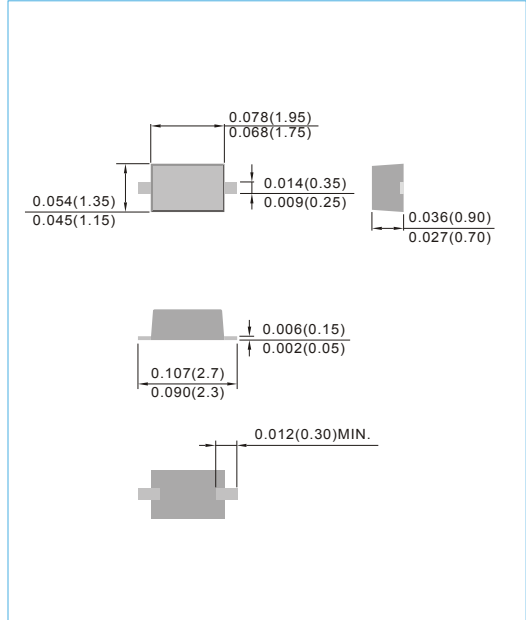
Unit : inch(mm)

FEATURES

- IEC 61000-4-2 ESD ± 30 kV air, ± 30 kV Contact
- IEC61000-4-4(EFT): 40A(5/50nS)
- Unidirectional & Bidirectional Configurations
- Replacement for MLV (0805)
- Protects One Power or I/O Port
- Low Clamping Voltage
- Ultra Low Capacitance : 3pF Maximum
- Lead free in compliance with EU RoHS 2.0
- Green molding compound as per IEC 61249 standard

MECHANICAL DATA

- Case: SOD-323, Molded plastic over passivated junction
- Terminals: Solderable per MIL-STD-750, Method 2026
- Approx. Weight: 0.0001 ounces, 0.0041 grams



MAXIMUM RATINGS (@25°C unless otherwise specified)

| PARAMETER | SYMBOL | VALUE | UNITS |
|---|----------------|-------------|-------|
| Peak Pulse Power ($t_P=8/20\mu s$)-See Figure 1 | P_{PP} | 350 | W |
| Operating and Storage Temperature Range | T_J, T_{STG} | -55 to +150 | °C |



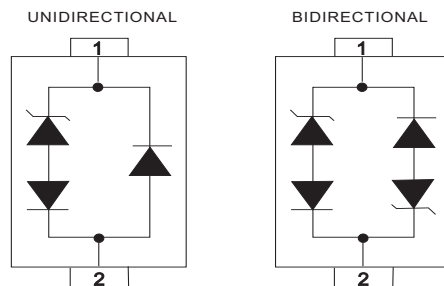
PJGBLC03~PJGBLC24C SERIES

ELECTRICAL CHARACTERISTICS PER LINE (@25°C unless otherwise specified)

| Part Number (See Notes1-2) | Peak Power Dissipation @8/20μs P _{PPM} | Rated-Stand- Off Voltage | Reverse Breakdown Voltage | | | Maximum Clamping Voltage (See Fig.2) @8/20μs P _{PPM} | | Leakage Current | Off-State Capacitance, 1MHz Zero dc Bias | | Marking Code |
|-------------------------------|--|-----------------------------|----------------------------------|-------|---------------------------------|---|-----------------------------------|--------------------|---|----|-----------------|
| | | | V _{BR} @ I _T | | V _C @I _{PP} | | I _R @ V _{RWM} | | 0V@1MHz | | |
| | | | Max. | Min. | Max. | I _T | Max. | | Co | | |
| | | | V | V | V | mA | V | | A | μA | |
| PJGBLC03 | 350 | 3.3 | 4.75 | 5.25 | 1 | 7.5 | 1 | 20 | 3 | AA | |
| PJGBLC03C | 350 | 3.3 | 4.75 | 5.25 | 1 | 7.5 | 1 | 20 | 3 | AQ | |
| PJGBLC05 | 350 | 5.0 | 7.03 | 7.77 | 1 | 9.8 | 1 | 5 | 3 | AB | |
| PJGBLC05C | 350 | 5.0 | 7.03 | 7.77 | 1 | 9.8 | 1 | 5 | 3 | AL | |
| PJGBLC08 | 350 | 8.0 | 8.93 | 9.87 | 1 | 13.4 | 1 | 1 | 3 | AC | |
| PJGBLC08C | 350 | 8.0 | 8.93 | 9.87 | 1 | 13.4 | 1 | 1 | 3 | AR | |
| PJGBLC12 | 350 | 12 | 13.97 | 15.44 | 1 | 19 | 1 | 1 | 3 | AJ | |
| PJGBLC12C | 350 | 12 | 13.97 | 15.44 | 1 | 19 | 1 | 1 | 3 | AM | |
| PJGBLC15 | 350 | 15 | 17.39 | 19.22 | 1 | 24 | 1 | 1 | 3 | AS | |
| PJGBLC15C | 350 | 15 | 17.39 | 19.22 | 1 | 24 | 1 | 1 | 3 | AN | |
| PJGBLC24 | 350 | 24 | 27.27 | 30.14 | 1 | 43 | 1 | 1 | 3 | AT | |
| PJGBLC24C | 350 | 24 | 27.27 | 30.14 | 1 | 43 | 1 | 1 | 3 | AP | |

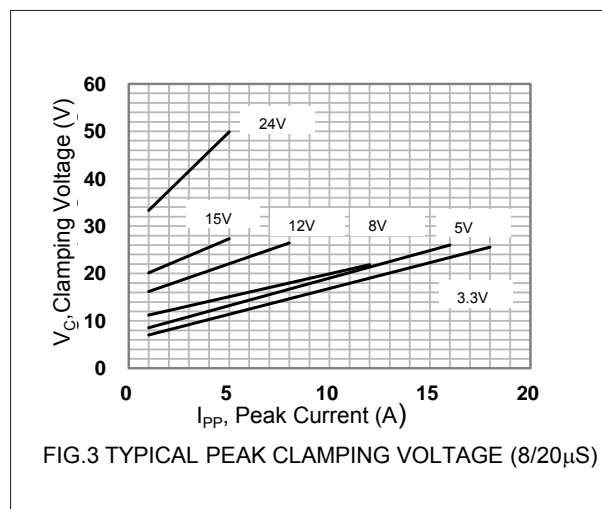
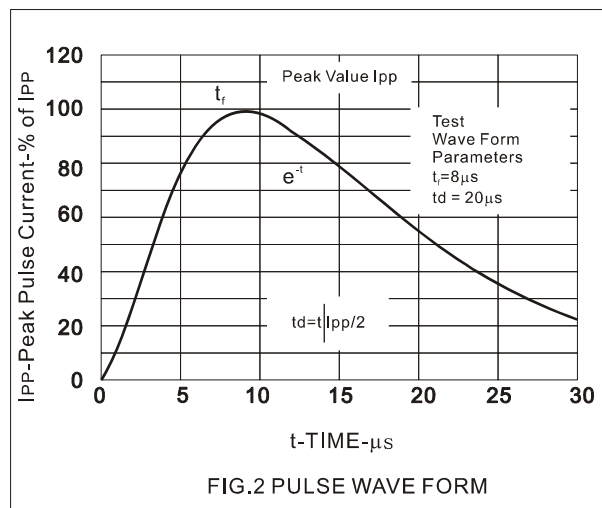
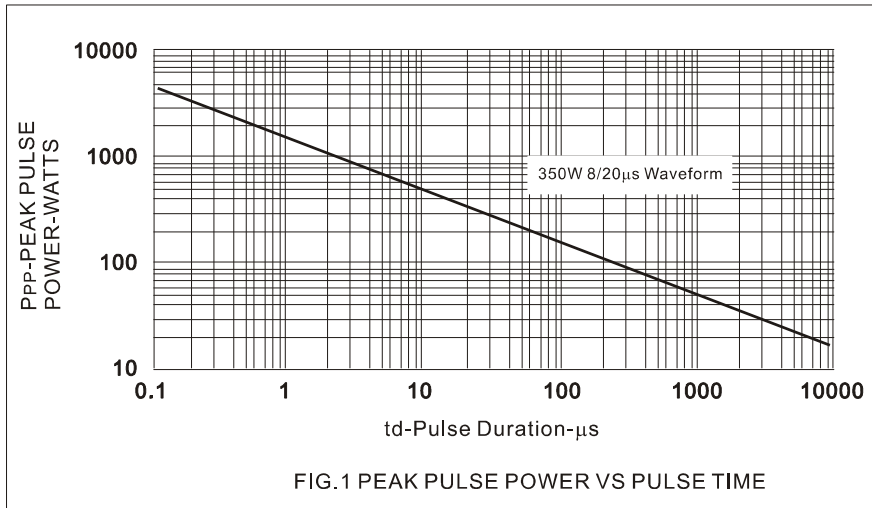
NOTES:

- 1.Part numbers with an additional "C" suffix are bidirectional devices,i.e.,PJGBLC03 C
- 2.Unidirectional Only : Positive potential is applied from pin 2 to 1





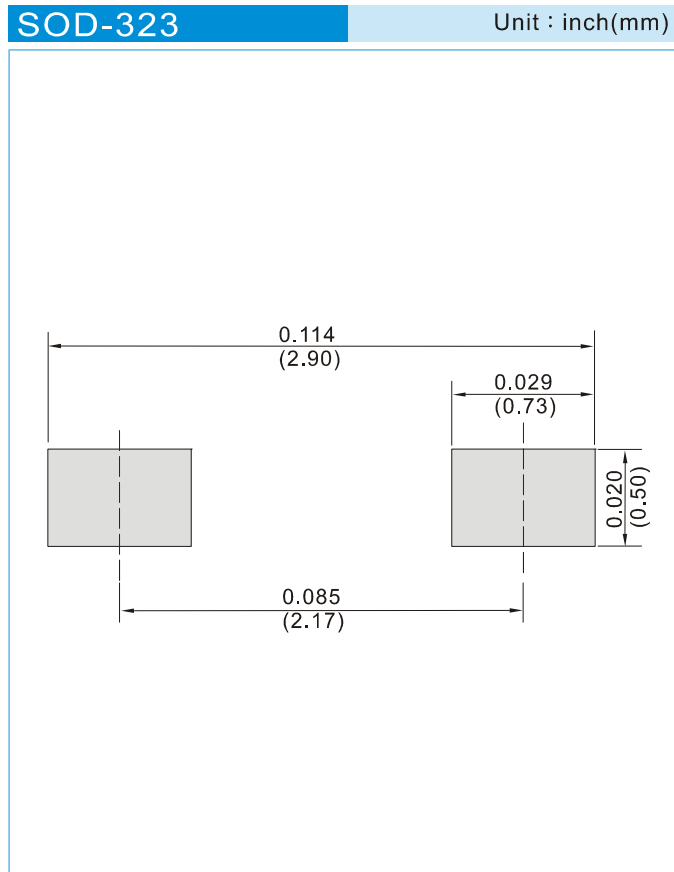
PJGBLC03~PJGBLC24C SERIES





PJGBLC03~PJGBLC24C SERIES

MOUNTING PAD LAYOUT



ORDER INFORMATION

- Packing information
T/R - 12K per 13" plastic Reel
T/R - 5K per 7" plastic Reel



PJGBLC03~PJGBLC24C SERIES

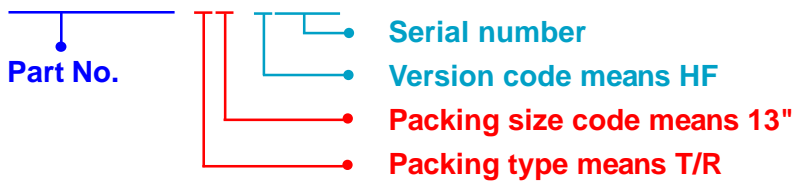
Part No_packing code_Version

PJGBLC03_R1_00001

PJGBLC03_R2_00001

For example :

RB500V-40_R2_00001



| Packing Code XX | | | | Version Code XXXXX | | |
|--------------------------------------|----------------------|----------------------------------|----------------------|---------------------------|----------------------|---------------------------------------|
| Packing type | 1 st Code | Packing size code | 2 nd Code | HF or RoHS | 1 st Code | 2 nd ~5 th Code |
| Tape and Ammunition Box (T/B) | A | N/A | 0 | HF | 0 | serial number |
| Tape and Reel (T/R) | R | 7" | 1 | RoHS | 1 | serial number |
| Bulk Packing (B/P) | B | 13" | 2 | | | |
| Tube Packing (T/P) | T | 26mm | X | | | |
| Tape and Reel (Right Oriented) (TRR) | S | 52mm | Y | | | |
| Tape and Reel (Left Oriented) (TRL) | L | PANASERT T/B CATHODE UP (PBCU) | U | | | |
| FORMING | F | PANASERT T/B CATHODE DOWN (PBCD) | D | | | |



PJGBLC03~PJGBLC24C SERIES

Disclaimer

- Reproducing and modifying information of the document is prohibited without permission from Panjit International Inc..
- Panjit International Inc. reserves the rights to make changes of the content herein the document anytime without notification. Please refer to our website for the latest document.
- Panjit International Inc. disclaims any and all liability arising out of the application or use of any product including damages incidentally and consequentially occurred.
- Panjit International Inc. does not assume any and all implied warranties, including warranties of fitness for particular purpose, non-infringement and merchantability.
- Applications shown on the herein document are examples of standard use and operation. Customers are responsible in comprehending the suitable use in particular applications. Panjit International Inc. makes no representation or warranty that such applications will be suitable for the specified use without further testing or modification.
- The products shown herein are not designed and authorized for equipments requiring high level of reliability or relating to human life and for any applications concerning life-saving or life-sustaining, such as medical instruments, transportation equipment, aerospace machinery et cetera. Customers using or selling these products for use in such applications do so at their own risk and agree to fully indemnify Panjit International Inc. for any damages resulting from such improper use or sale.
- Since Panjit uses lot number as the tracking base, please provide the lot number for tracking when complaining.

Mouser Electronics

Authorized Distributor

Click to View Pricing, Inventory, Delivery & Lifecycle Information:

[Panjit:](#)

[PJGBLC12_R2_10001](#) [PJGBLC12_R1_00001](#) [PJGBLC12_R2_00001](#) [PJGBLC12_R1_10001](#)