

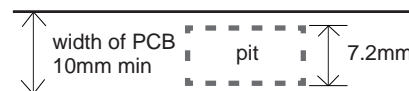

# T-1033S SMT 10mm-width type

## Features

- Compact high-output transformer with a small width and height (5.0mm high\*) enabled by a low-loss ferrite and new-shaped core. Suitable for slim and flat inverter designs.  
\*Actual height on circuit board is 4.5mm and actual width is 10.0mm due to a pit in the circuit board.
- Reflow soldering feasibility.
- Coupling coefficient of 95% (in voltage ratio).

## Applications

- Notebook PCs with a large slim LCD of up to 14 inches
- Video camera with an LCD
- PDA

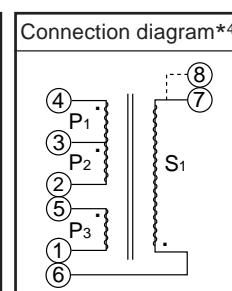


## Electrical characteristics

Part No. (typical models)	Input voltage [V <sub>dc</sub> ]	Open voltage [V <sub>o-p</sub> ]	Max. output power [W]	Frequency [kHz]	Withstand voltage (AC60Hz, 1min.)[kV <sub>rms</sub> ]		Efficiency [%]
					Between 1st & 2nd windings	Between 2nd winding & core	
T-1033S customize	—	2,400 max.*	3.5 *1 (4.0)	40~200	0.5 min. *2	0.5 min.	80 *1
T-1033S-502	Typ. 5.5 (7.7 max.)	Typ. 1,650					
T-1033S-503	Typ. 6.0 (8.5 max.)	Typ. 1,650					
T-1033S-504	Typ. 6.5 (9.2 max.)	Typ. 1,650					

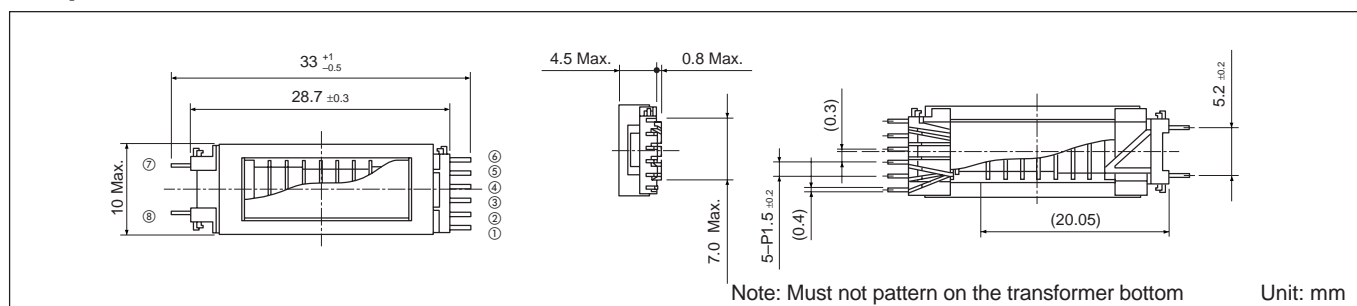
Part No. (typical models)	Winding: No. of turns			S1 inductance at 1kHz[mH]	Gap [mm]
	P <sub>1,2</sub>	P <sub>3</sub>	S <sub>1</sub>		
T-1033S customize	—	—	—	—	—*3
T-1033S-502	9	3	1,880	260	0.15
T-1033S-503	10				
T-1033S-504	11				

*3 Gap(3Item)vs. AL	
Gap [mm]	AL [nH/N <sup>2</sup> ]
0.10	100
0.15	80
0.30	70
Standard gap: 0.15mm	



\* **Notes:** To match your exact needs, please contact us for information on T-1033S customization. The T-1033S cannot be used in a floating type circuit. Be sure to ground the No.6\*4 pin (first pin of the secondary winding). The maximum open voltage The maximum output (up to 4 W) and efficiency\*1 vary according to operating conditions. The withstand voltage between the primary and secondary windings\*2 varies according to the number of primary winding turns. There are three choices in gap width\*3. Up to 2,500V<sub>o-p</sub> permitted for duration of 3 sec. or less.

## Shapes and dimensions



## Recommended landing pattern and drop dimensions

