

# Multilayer Ceramic Chip Capacitors

Product Top Page

Search by Part No.

Search by Characteristics

Cross Reference

Catalog

Tech Notes

Technical Support Tools

FAQ

**C1608C0G2A103J080AC**



**TDK item description** ? C1608C0G2A103JT\*\*\*\*

**Applications**



Commercial Grade

Please refer to Part No. [CGA3E1C0G2A103J080AC](#) for Automotive use.

**Feature**

Mid

Mid Voltage (100 to 630V)

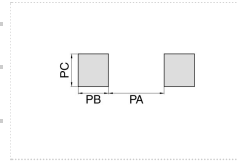
**Series**

C1608 [EIA 0603]

**Status**



Production



Images are for reference only and show exemplary products.

PDF file of this page

Buy Now

Contact

**Documents**

Catalog

Specification

RoHS Certificate

SVHC/REACH Certificate

Characterization Sheet

Promotion Video

Sample Kits

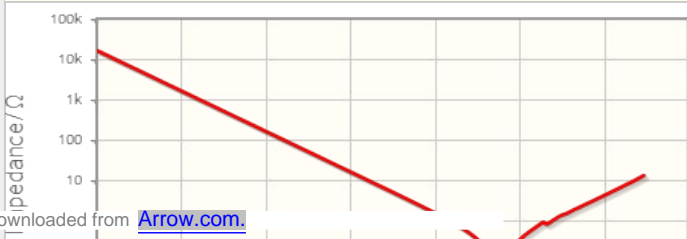
Size	
Length(L)	1.60mm ±0.10mm
Width(W)	0.80mm ±0.10mm
Thickness(T)	0.80mm ±0.10mm
Terminal Width(B)	0.20mm Min.
Terminal Spacing(G)	0.30mm Min.
Recommended Land Pattern (PA)	0.70mm to 1.00mm(Flow Soldering) 0.60mm to 0.80mm(Reflow Soldering)
Recommended Land Pattern (PB)	0.80mm to 1.00mm(Flow Soldering) 0.60mm to 0.80mm(Reflow Soldering)
Recommended Land Pattern (PC)	0.60mm to 0.80mm(Flow Soldering) 0.60mm to 0.80mm(Reflow Soldering)

Electrical Characteristics	
Capacitance	10nF ±5%
Rated Voltage	100VDC
Temperature Characteristic ?	C0G(0±30ppm/°C)
Q (Min.)	1000
Insulation Resistance (Min.)	10000MΩ

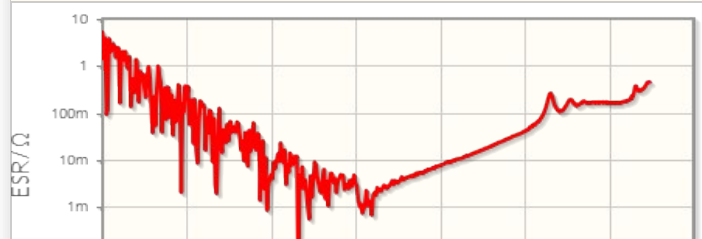
Other	
Soldering Method	Wave (Flow) Reflow
AEC-Q200	No
Packing	Punched (Paper)Taping [180mm Reel]
Package Quantity	4000pcs

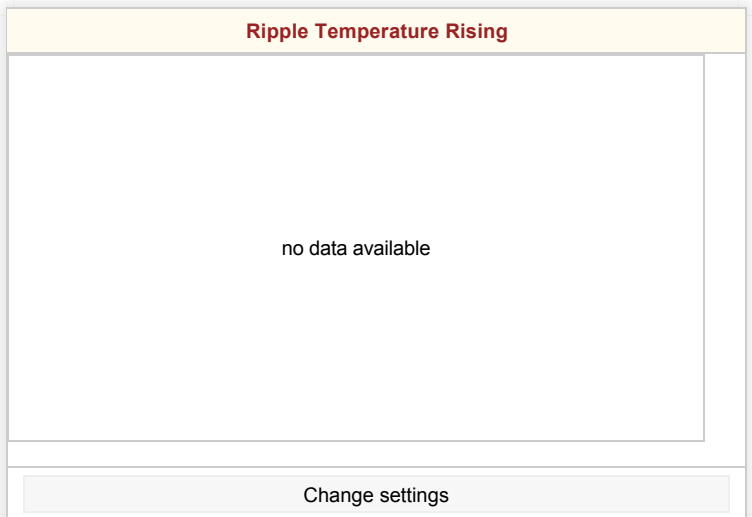
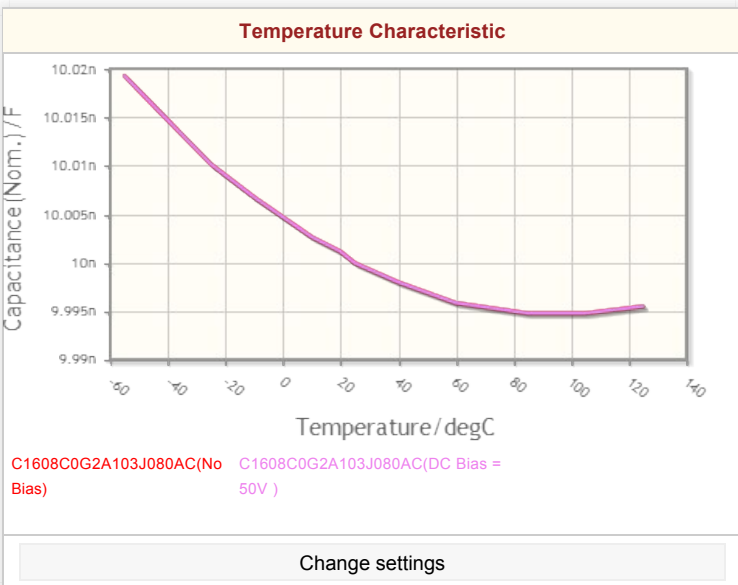
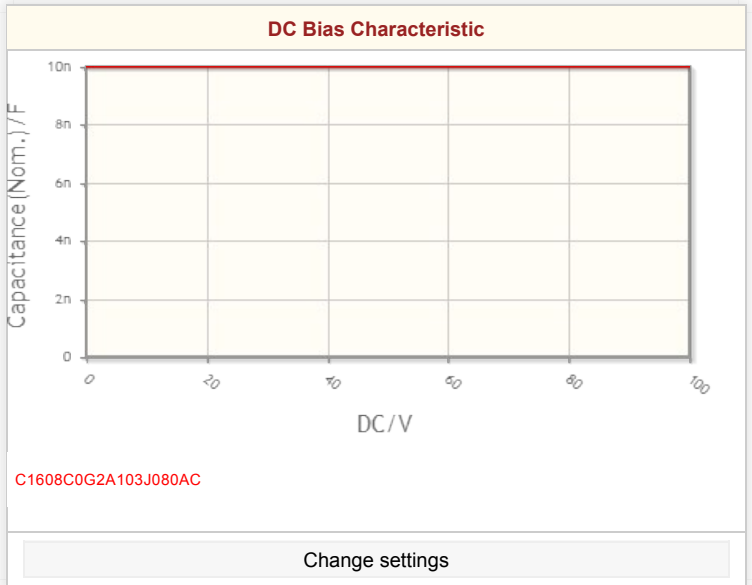
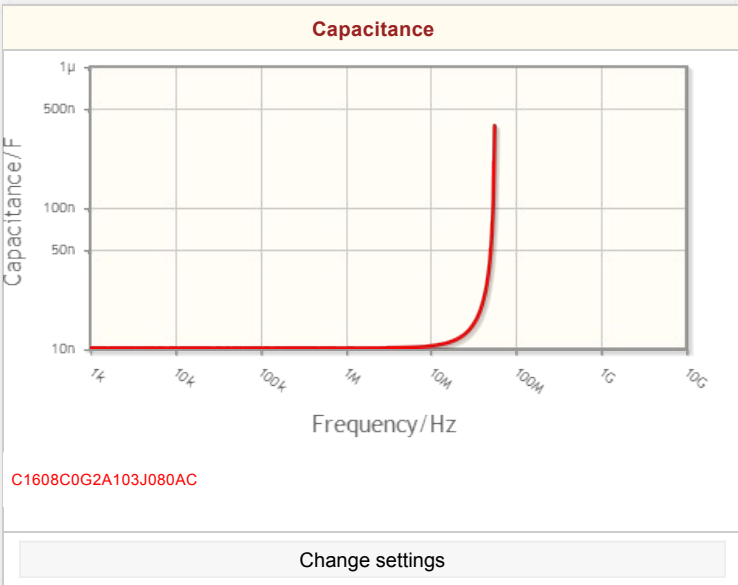
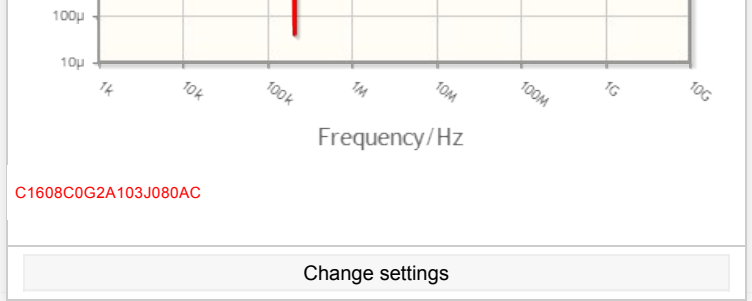
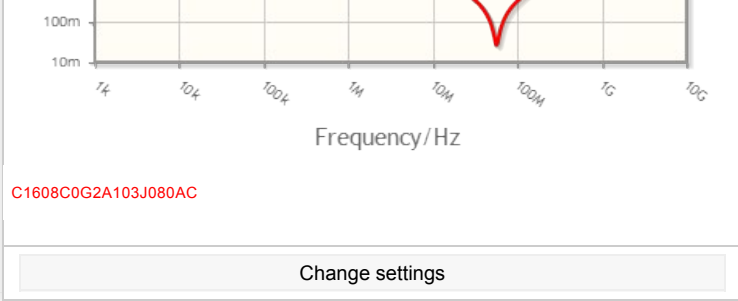
**Characteristic Graph (This is reference data, and does not guarantee the products characteristics.)**

Impedance



ESR





## Products

» Search by Part No. » Search by Characteristics » Distributor Inventory Check

- |  |   |
|--|---|
| » Capacitors   | » Anechoic Chambers and Radio Wave Absorbers                                  |
| » Inductors (Coils)  | » Power Supplies  |
| » EMC Components   | » Magnets   |
| » RF Components and Modules  | » Flash Storages  |
| » Voltage / Current / Temperature Protection Devices                     | » Wireless Power Transfer   |
| » Sensors and Sensor Systems   | » FA Systems  |
| » Ceramic Switching / Heating, Piezo Components, Buzzers and Microphones | » Transparent Conductive Film   |
| » Transformers   | » Micro Modules (Substrates with Built-in ICs, Products Utilizing with SESUB) |
| » Ferrites and Accessories   | » Solar Cells   |
| » Noise Suppressing / Magnetic Sheet                                     | » Biosensor   |

## Application Guides

Technical Support



Tech Library

Environment

Contact

News

Home

-  About TDK
-  TDK Worldwide

