

FEATURES

- * 0.4 inch (10 mm) DIGIT HEIGHT
- * EXCELLENT SEGMENT UNIFORMITY
- * LOW POWER REQUIREMENT
- * HIGH BRIGHTNESS AND HIGH CONTRAST
- * WIDE VIEWING ANGLE
- * SOLID STATE RELIABILITY
- * BINNED FOR LUMINOUS INTENSITY

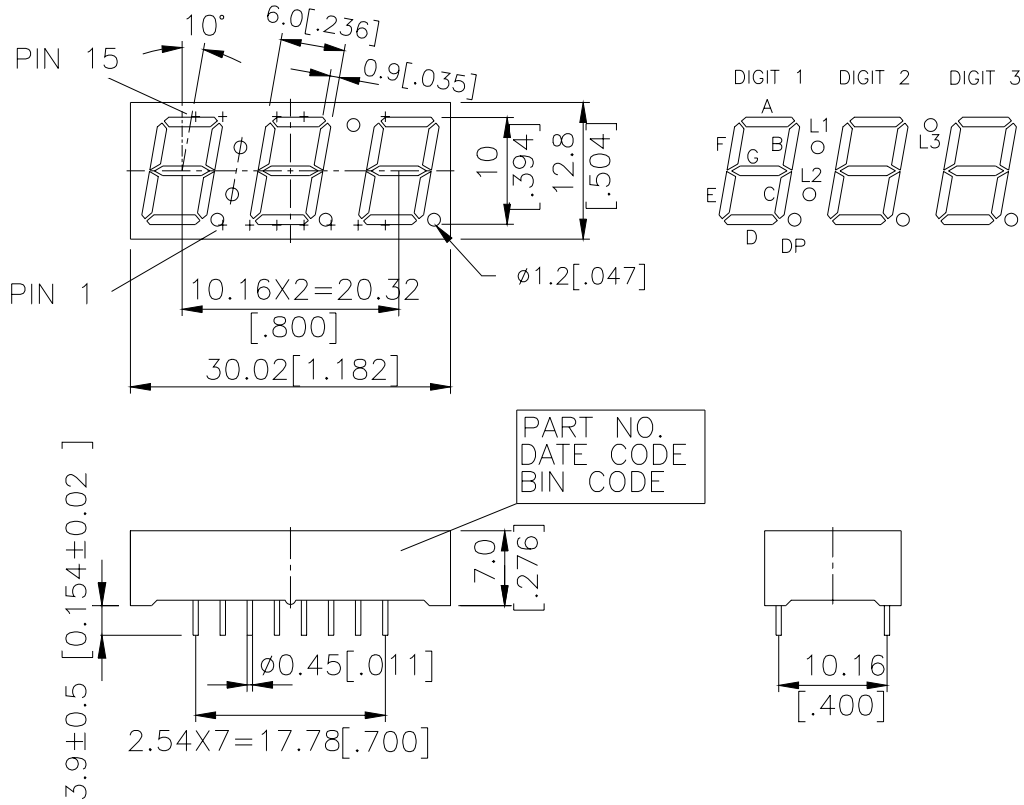
DESCRIPTION

The LTC-4624BKR-01 is a 0.4 inch (10 mm) digit height triple -digit display. This device uses AS-AllnGaP SUPER RED chips (AllnGaP epi on GaAs substrate). The display has gray face and white segments.

DEVICE

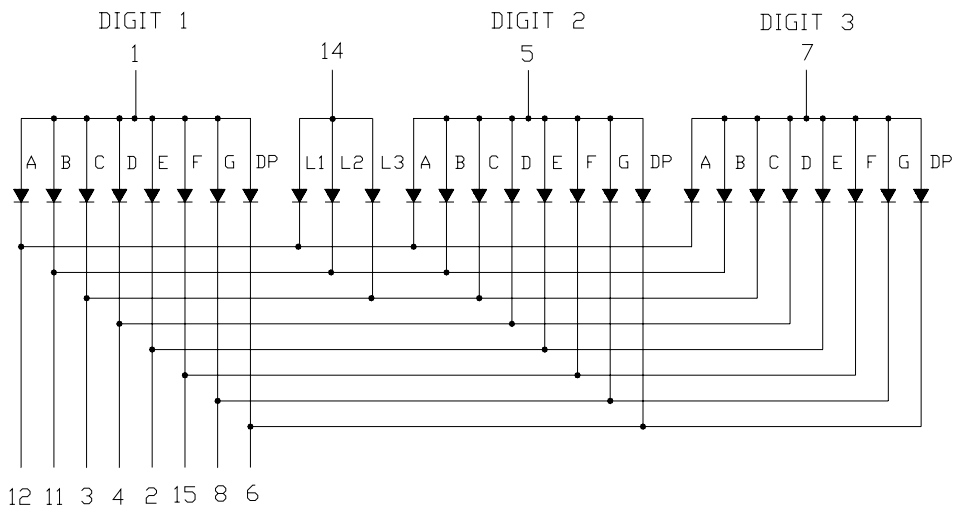
PART NO.	DESCRIPTION
AllnGaP SUPER RED	Multiplex Common Anode Rt. Hand Decimal
LTC-4624BKR-01	

PACKAGE DIMENSIONS



NOTES: All dimensions are in millimeters. Tolerances are ± 0.25mm (0.01“) unless otherwise noted.

INTERNAL CIRCUIT DIAGRAM



PIN CONNECTION

No	CONNECTION
1	Common Anode Digit 1
2	Cathode E
3	Cathode C,L3
4	Cathode D
5	Common Anode Digit 2
6	Cathode DP
7	Common Anode Digit 3
8	Cathode G
9	No Pin
10	No Pin
11	Cathode B,L2
12	Cathode A,L1
13	No Pin
14	Common Anode L1,L2,L3
15	Cathode F

ABSOLUTE MAXIMUM RATING

PARAMETER	MAXIMUM RATING	UNIT
Power Dissipation Per Segment	70	mW
Peak Forward Current Per Segment (Frequency 1Khz, 18% duty cycle)	90	mA
Continuous Forward Current Per Segment	25	mA
Forward Current Derating from 25 ⁰ C	0.33	mA/ ⁰ C
Reverse Voltage Per Segment	5	V
Operating Temperature Range	-35 ⁰ C to +85 ⁰ C	
Storage Temperature Range	-35 ⁰ C to +85 ⁰ C	
Soldering Conditions : 1/16 inch below seating plane for 3 seconds at 260 ⁰ C		

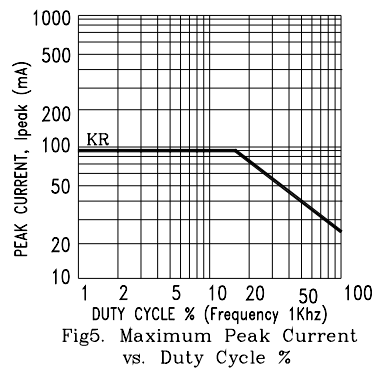
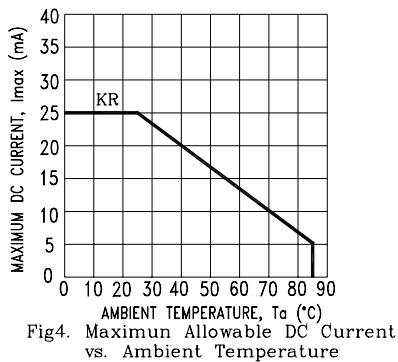
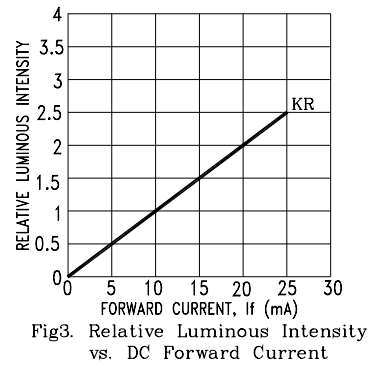
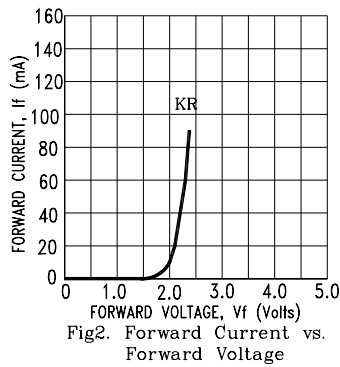
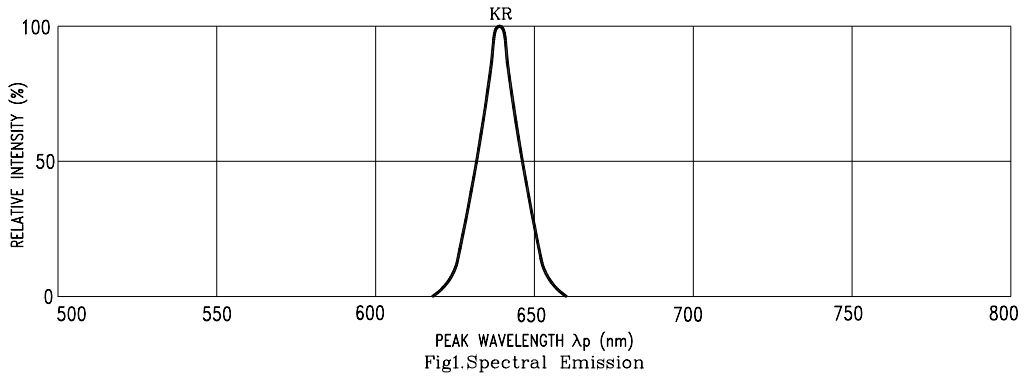
ELECTRICAL / OPTICAL CHARACTERISTICS AT Ta=25⁰C

PARAMETER	SYMBOL	MIN	TYP	MAX	UNIT	TEST CONDITION
Average Luminous Intensity Per Segment	I _v	320	975		μcd	I _F = 1mA
Peak Emission Wavelength	λ _p		639		nm	I _F = 20mA
Spectral Line Half-Width	Δλ		20		nm	I _F = 20mA
Dominant Wavelength	λ _d		631		nm	I _F = 20mA
Forward Voltage Per Segment	V _F		2	2.6	V	I _F = 20mA
Reverse Current Per Segment	I _R			100	μA	V _R = 5V
Luminous Intensity Matching Ratio	I _v -m			2 : 1		I _F = 1mA

Note: Luminous Intensity is measured with a light sensor and filter combination that approximates the CIE (Commision Internationale De L'Eclairage) eye-response curve.

TYPICAL ELECTRICAL / OPTICAL CHARACTERISTIC CURVES

(25°C Ambient Temperature Unless Otherwise Noted)



NOTE : KR=AlInGaP SUPER RED